


Delivery programme

valid from February 2023

For you to create

www.fundermax.com

Fundermax





Pop Up Store in 0085 NG



Ordination in 0085 FH

Fundermax

Whether in furniture, facades or interior design: Fundermax stands at the interface between ideas and materials. As a global market leader and manufacturer of high-quality materials made from wood and laminates, the company can look back on a proud 130-year history. Its continued success is based on delivering the highest quality, offering innovative and varied design, as well as sustainable production. „Made in Austria“, with a love of wood as a natural raw material, creations and inventiveness.

- Modern production facilities (KTN, NÖ, BGLD, NOR)
- Approx. 1,400 employees
- 430 million euro annual turnover
- Part of Constantia Industries AG
- Staatspreis Unternehmensqualität (Austrian Quality Award)

The current version can be found on
www.fundermax.at/deliveryprogramme

Interior	
Interior Range of Decors	6
Trends - Decors 2021	22
Premium Bundle	23
Interior Pro 2.2 Milano	24
Biofaser	25
Max Compact Resistance ²	27
Worktop	28
Max Compact Interior with alu	29
Coloured Through Core	30
Max Compact Interior IP/HPL	31
Surfaces (SG, AP, SX, NN)	35
Exterior	
Max Exterior Kollektion	39
Podio	43
Max Universal	45
Palletizing	46
Legend	48

1 Interior





0755 SX

Max HPL Aptico



Product		Max HPL		Max Compact Interior				ABS Edges		
				FH		MT	AP	RAUKANTEX pure		
Format (mm)		2140 x 1060 2800 x 1300 4100 x 1300 4100 x 1300 Postforming	4100 x 1300 4100 x 1300	2140 x 1060 2800 x 1300 4100 x 1300 4100 x 1854 2800 x 1854	4100 x 1300 4100 x 1854	2800 x 1300	4100 x 1300	23 x 08 23 x 20 23 x 1.0 SG 33 x 20 23 x 1.0 AP		
Thickness (mm)		1.0 1.0 1.0 0.8	0.8 1.0	2.0 - 20.0 2.0 - 20.0 2.0 - 20.0 2.0 - 20.0 2.0 - 15.0	4.0 - 15.0 4.0 - 20.0	2.0 - 20.0	8.0 - 14.0	0.8 2.0 1.0 SG 2.0 1.0		
Core		brown	white**	black / black F-Quality***	white**	black / black F-Quality***	black			
Decor no.	Surface	**Small variations in colour possible with the Max Decorative laminates HPL and Compact panels with black core. Please compare with actual sample when combining.		***F-Quality available in formats: 2800 x 1300, 4100 x 1300, 4100 x 1854, 2800 x 1854				ABS edges offered by our trading partner REHAU. Please provide the Fundermax decor number and surface code when ordering.		
0010	FH	● ● ●						<input type="checkbox"/>	<input type="checkbox"/>	<input type="checkbox"/>
0011	FH	● ● ●						<input type="checkbox"/>	<input type="checkbox"/>	<input type="checkbox"/>
0012	FH	● ● ●						<input type="checkbox"/>	<input type="checkbox"/>	<input type="checkbox"/>
0013	FH	● ● ●						<input type="checkbox"/>	<input type="checkbox"/>	<input type="checkbox"/>
0014	FH	● ● ○						<input type="checkbox"/>	<input type="checkbox"/>	<input type="checkbox"/>
0017	FH	○ ● ○						<input type="checkbox"/>	<input type="checkbox"/>	<input type="checkbox"/>
0018	FH	● ● ●						<input type="checkbox"/>	<input type="checkbox"/>	<input type="checkbox"/>
0018	AP	● ○					○			<input type="checkbox"/>
0019	FH	○ ● ●						<input type="checkbox"/>	<input type="checkbox"/>	<input type="checkbox"/>
0020	FH	○ ● ○						<input type="checkbox"/>	<input type="checkbox"/>	<input type="checkbox"/>
0021	FH	● ● ●						<input type="checkbox"/>	<input type="checkbox"/>	<input type="checkbox"/>
0023	FH	● ● ●						<input type="checkbox"/>	<input type="checkbox"/>	<input type="checkbox"/>
0024	FH	● ● ●						<input type="checkbox"/>	<input type="checkbox"/>	<input type="checkbox"/>
0026	GA		●					<input type="checkbox"/>	<input type="checkbox"/>	<input type="checkbox"/>
0026	MT	○ ● ○						<input type="checkbox"/>	<input type="checkbox"/>	<input type="checkbox"/>
0027	GA		●					<input type="checkbox"/>	<input type="checkbox"/>	<input type="checkbox"/>
0039	FH	● ● ●						<input type="checkbox"/>	<input type="checkbox"/>	<input type="checkbox"/>
0041	FH	● ● ●						<input type="checkbox"/>	<input type="checkbox"/>	<input type="checkbox"/>
0042	FH	● ● ●						<input type="checkbox"/>	<input type="checkbox"/>	<input type="checkbox"/>
0047	NA	● ● ●						<input type="checkbox"/>	<input type="checkbox"/>	<input type="checkbox"/>
0048	NA	● ● ●						<input type="checkbox"/>	<input type="checkbox"/>	<input type="checkbox"/>
0048	FH	●								
0049	SU	● ○						<input type="checkbox"/>	<input type="checkbox"/>	<input type="checkbox"/>
0061	FH	● ● ○						<input type="checkbox"/>	<input type="checkbox"/>	<input type="checkbox"/>
0062	FH	● ● ●						<input type="checkbox"/>	<input type="checkbox"/>	<input type="checkbox"/>
0066	FH	● ● ●						<input type="checkbox"/>	<input type="checkbox"/>	<input type="checkbox"/>
0067	FH	● ●						<input type="checkbox"/>	<input type="checkbox"/>	<input type="checkbox"/>

All decors / all formats available in FH
All decors in the format 2800 x 1300 mm
available in FH and MT

Delivery options

- = available in commercial quantities from stock
- = in accordance with current delivery times
- = available via REHAU

Product		Max HPL				Max Compact Interior				ABS Edges												
						FH		MT	AP	RAUKANTEX pure												
Format (mm)		2140 x 1060	2800 x 1300	4100 x 1300	4100 x 1300 Postforming	4100 x 1300	4100 x 1300	2140 x 1060	2800 x 1300	4100 x 1300	4100 x 1854	2800 x 1854	4100 x 1300	4100 x 1854	2800 x 1300	4100 x 1300	23 x 08	23 x 20	23 x 1.0 SG	33 x 20	23 x 1.0 AP	
Thickness (mm)		1.0	1.0	1.0	0.8	0.8	1.0	2.0 - 20.0	2.0 - 20.0	2.0 - 20.0	2.0 - 20.0	2.0 - 15.0	4.0 - 15.0	4.0 - 20.0	2.0 - 20.0	8.0 - 14.0	0.8	2.0	1.0 SG	2.0	1.0	
Core		brown				white**				black / black F-Quality***		white**		black / black F-Quality***		black						
Decor no. Surface		**Small variations in colour possible with the Max Decorative laminates HPL and Compact panels with black core. Please compare with actual sample when combining.				***F-Quality available in formats: 2800 x 1300, 4100 x 1300, 4100 x 1854, 2800 x 1854				ABS edges offered by our trading partner REHAU. Please provide the Fundermax decor number and surface code when ordering.												
0144	FH	●	●	●													<input type="checkbox"/>	<input type="checkbox"/>	<input type="checkbox"/>			
0144	GA			●													<input type="checkbox"/>	<input type="checkbox"/>	<input type="checkbox"/>			
0153	FH	●	●	●													<input type="checkbox"/>	<input type="checkbox"/>	<input type="checkbox"/>			
0157	NA	●	●	○													<input type="checkbox"/>	<input type="checkbox"/>	<input type="checkbox"/>			
0171	NA	●	●	●													<input type="checkbox"/>	<input type="checkbox"/>	<input type="checkbox"/>			
0174	FH	●	●	●													<input type="checkbox"/>	<input type="checkbox"/>	<input type="checkbox"/>			
0175	NA	●	●	●													<input type="checkbox"/>	<input type="checkbox"/>	<input type="checkbox"/>			
0179	NA	●	●	●													<input type="checkbox"/>	<input type="checkbox"/>	<input type="checkbox"/>			
0186	GA			●													<input type="checkbox"/>	<input type="checkbox"/>	<input type="checkbox"/>			
0210	FH	●	●	○													<input type="checkbox"/>	<input type="checkbox"/>	<input type="checkbox"/>			
0210	SG	●																<input type="checkbox"/>				
0229	NA	●	●	●													<input type="checkbox"/>	<input type="checkbox"/>	<input type="checkbox"/>			
0237	FH	●	●	○													<input type="checkbox"/>	<input type="checkbox"/>	<input type="checkbox"/>			
0244	LI			●													<input type="checkbox"/>	<input type="checkbox"/>	<input type="checkbox"/>			
0252	GA			●													<input type="checkbox"/>	<input type="checkbox"/>	<input type="checkbox"/>			
0256	NA	●	●	●													<input type="checkbox"/>	<input type="checkbox"/>	<input type="checkbox"/>			
0260	NA	●	●	●													<input type="checkbox"/>	<input type="checkbox"/>	<input type="checkbox"/>			
0265	NA	●	●	●													<input type="checkbox"/>	<input type="checkbox"/>	<input type="checkbox"/>			
0269	NA	●	●	●													<input type="checkbox"/>	<input type="checkbox"/>	<input type="checkbox"/>			
0290	NA	●	●	●													<input type="checkbox"/>	<input type="checkbox"/>	<input type="checkbox"/>			
0291	NA	●	●	○													<input type="checkbox"/>	<input type="checkbox"/>	<input type="checkbox"/>			
0318	FH	●	●	●													<input type="checkbox"/>	<input type="checkbox"/>	<input type="checkbox"/>			
0319	FH	●	●	●													<input type="checkbox"/>	<input type="checkbox"/>	<input type="checkbox"/>			
0319	SG	●																<input type="checkbox"/>				
0320	NA	●	●	●													<input type="checkbox"/>	<input type="checkbox"/>	<input type="checkbox"/>			
0328	FH	○	●	●													<input type="checkbox"/>	<input type="checkbox"/>	<input type="checkbox"/>			
0331	NA	●	●	●													<input type="checkbox"/>	<input type="checkbox"/>	<input type="checkbox"/>			

All decors / all formats available in FH
 All decors in the format 2800 x 1300 mm
 available in FH and MT

- Delivery options**
- = available in commercial quantities from stock
 - = in accordance with current delivery times
 - = available via REHAU

Product	Max HPL		Max Compact Interior				ABS Edges									
			FH		MT	AP	RAUKANTEX pure									
Format (mm)	2140 x 1060	2800 x 1300	4100 x 1300	4100 x 1300 Postforming	4100 x 1300	4100 x 1300	2140 x 1060	2800 x 1300	4100 x 1300	23 x 08	23 x 20	23 x 1.0 SG	33 x 20	23 x 1.0 AP		
Thickness (mm)	1.0	1.0	1.0	0.8	0.8	1.0	2.0 - 20.0	2.0 - 20.0	2.0 - 20.0	2.0 - 20.0	8.0 - 14.0	0.8	2.0	1.0 SG	2.0	1.0
Core	brown		white**		black / black F-Quality***		white**		black / black F-Quality***		black					
Decor no.	Surface	**Small variations in colour possible with the Max Decorative laminates HPL and Compact panels with black core. Please compare with actual sample when combining.				***F-Quality available in formats: 2800 x 1300, 4100 x 1300, 4100 x 1854, 2800 x 1854				ABS edges offered by our trading partner REHAU. Please provide the Fundermax decor number and surface code when ordering.						
0332	NA	•	•	•								<input type="checkbox"/>	<input type="checkbox"/>	<input type="checkbox"/>		
0361	LI			•								<input type="checkbox"/>	<input type="checkbox"/>	<input type="checkbox"/>		
0364	GA			•								<input type="checkbox"/>	<input type="checkbox"/>	<input type="checkbox"/>		
0367	GA			•								<input type="checkbox"/>	<input type="checkbox"/>	<input type="checkbox"/>		
0375	NA	•	•	•								<input type="checkbox"/>	<input type="checkbox"/>	<input type="checkbox"/>		
0376	SU	•		•								<input type="checkbox"/>	<input type="checkbox"/>	<input type="checkbox"/>		
0378	GA			•								<input type="checkbox"/>	<input type="checkbox"/>	<input type="checkbox"/>		
0411	GA			•								<input type="checkbox"/>	<input type="checkbox"/>	<input type="checkbox"/>		
0412	NA	•	•	○								<input type="checkbox"/>	<input type="checkbox"/>	<input type="checkbox"/>		
0414	GA			•								<input type="checkbox"/>	<input type="checkbox"/>	<input type="checkbox"/>		
0415	GA			•								<input type="checkbox"/>	<input type="checkbox"/>	<input type="checkbox"/>		
0417	FH	•	•	•								<input type="checkbox"/>	<input type="checkbox"/>	<input type="checkbox"/>		
0419	GA			•								<input type="checkbox"/>	<input type="checkbox"/>	<input type="checkbox"/>		
0424	GA			•								<input type="checkbox"/>	<input type="checkbox"/>	<input type="checkbox"/>		
0459	MT	•	•	○								<input type="checkbox"/>	<input type="checkbox"/>	<input type="checkbox"/>		
0469	GA			•								<input type="checkbox"/>	<input type="checkbox"/>	<input type="checkbox"/>		
0474	LI			•								<input type="checkbox"/>	<input type="checkbox"/>	<input type="checkbox"/>		
0493	FH	•	•	○								<input type="checkbox"/>	<input type="checkbox"/>	<input type="checkbox"/>		
0498	SG	•		○								<input type="checkbox"/>				
0499	MT	○	•	○								<input type="checkbox"/>	<input type="checkbox"/>	<input type="checkbox"/>		
0502	MT	•	•	○								<input type="checkbox"/>	<input type="checkbox"/>	<input type="checkbox"/>		
0503	MT	•	•	○								<input type="checkbox"/>	<input type="checkbox"/>	<input type="checkbox"/>		
0505	FH	○	•	•								<input type="checkbox"/>	<input type="checkbox"/>	<input type="checkbox"/>		
0527	MT	○	•	○								<input type="checkbox"/>	<input type="checkbox"/>	<input type="checkbox"/>		
0528	GA			•								<input type="checkbox"/>	<input type="checkbox"/>	<input type="checkbox"/>		
0529	SG	•		○								<input type="checkbox"/>				
0533	SG	•		○								<input type="checkbox"/>				

All decors / all formats available in FH
All decors in the format 2800 x 1300 mm
available in FH and MT

Delivery options

- = available in commercial quantities from stock
- = in accordance with current delivery times
- = available via REHAU

Product		Max HPL		Max Compact Interior				ABS Edges												
				FH		MT	AP	RAUKANTEX pure												
Format (mm)		2140 x 1060	2800 x 1300	4100 x 1300	4100 x 1300 Postforming	4100 x 1300	4100 x 1300	2140 x 1060	2800 x 1300	4100 x 1300	23 x 08	23 x 20	23 x 1.0 SG	33 x 20	23 x 1.0 AP					
Thickness (mm)		1.0	1.0	1.0	0.8	0.8	1.0	2.0 - 20.0	2.0 - 20.0	2.0 - 20.0	2.0 - 20.0	4.0 - 15.0	4.0 - 20.0	2.0 - 20.0	8.0 - 14.0	0.8	2.0	1.0 SG	2.0	1.0
Core		brown		white**		black / black F-Quality***		white**		black / black F-Quality***		black								
Decor no. Surface		**Small variations in colour possible with the Max Decorative laminates HPL and Compact panels with black core. Please compare with actual sample when combining.				***F-Quality available in formats: 2800 x 1300, 4100 x 1300, 4100 x 1854, 2800 x 1854				ABS edges offered by our trading partner REHAU. Please provide the Fundermax decor number and surface code when ordering.										
0670	SG	●	○																	
0693	AP	●	○									○								
0693	FH	●	●	○														□	□	□
0717	FH	●	●	●														□	□	□
0718	FH	●	●	●														□	□	□
0720	SU	●	○															□	□	□
0725	FH	●	●	●																
0725	SG	●																	□	
0730	FH	●	●	○														□	□	□
0733	FH	●	●	●														□	□	□
0733	SG	●																	□	
0733	AP	●	○									○								□
0740	GA			●														□	□	□
0741	FH	●	●	●														□	□	□
0741	SG	●																	□	
0742	FH	●	●	●														□	□	□
0743	FH	●	●	●														□	□	□
0743	GA			●														□	□	□
0746	FH	●	●	○														□	□	□
0746	AP	●	○									○								□
0747	FH	●	●	●														□	□	□
0750	MT	○	●	○														□	□	□
0753	FH	●	●	○														□	□	□
0753	AP	●	○									○								□
0755	FH	●	●	●														□	□	□
0755	AP	●	○									○								□
0756	FH	●	●	○														□	□	□

All decors / all formats available in FH
 All decors in the format 2800 x 1300 mm
 available in FH and MT

- Delivery options**
- = available in commercial quantities from stock
 - = in accordance with current delivery times
 - = available via REHAU

Product		Max HPL				Max Compact Interior				ABS Edges											
						FH		MT	AP	RAUKANTEX pure											
Format (mm)		2140 x 1060	2800 x 1300	4100 x 1300	4100 x 1300 Postforming	4100 x 1300	4100 x 1300	2140 x 1060	2800 x 1300	4100 x 1300	4100 x 1854	2800 x 1854	4100 x 1300	4100 x 1854	2800 x 1300	4100 x 1300	23 x 08	23 x 20	23 x 1.0 SG	33 x 20	23 x 1.0 AP
Thickness (mm)		1.0	1.0	1.0	0.8	0.8	1.0	2.0 - 20.0	2.0 - 20.0	2.0 - 20.0	2.0 - 20.0	2.0 - 15.0	4.0 - 15.0	4.0 - 20.0	2.0 - 20.0	8.0 - 14.0	0.8	2.0	1.0 SG	2.0	1.0
Core		brown				white**				black / black F-Quality***		white**		black / black F-Quality***		black					
Decor no. Surface		**Small variations in colour possible with the Max Decorative laminates HPL and Compact panels with black core. Please compare with actual sample when combining.				***F-Quality available in formats: 2800 x 1300, 4100 x 1300, 4100 x 1854, 2800 x 1854							ABS edges offered by our trading partner REHAU. Please provide the Fundermax decor number and surface code when ordering.								
0759	FH	●	●	●													<input type="checkbox"/>	<input type="checkbox"/>	<input type="checkbox"/>		
0761	FH	●	●	●													<input type="checkbox"/>	<input type="checkbox"/>	<input type="checkbox"/>		
0762	FH	●	●	●													<input type="checkbox"/>	<input type="checkbox"/>	<input type="checkbox"/>		
0794	GA			●													<input type="checkbox"/>	<input type="checkbox"/>	<input type="checkbox"/>		
0794	FH	○	●	○													<input type="checkbox"/>	<input type="checkbox"/>	<input type="checkbox"/>		
0811	NA	●	●	●													<input type="checkbox"/>	<input type="checkbox"/>	<input type="checkbox"/>		
0812	NA	●	●	●													<input type="checkbox"/>	<input type="checkbox"/>	<input type="checkbox"/>		
0813	NA	●	●	●													<input type="checkbox"/>	<input type="checkbox"/>	<input type="checkbox"/>		
0814	LI			●													<input type="checkbox"/>	<input type="checkbox"/>	<input type="checkbox"/>		
0851	FH	●	●	●													<input type="checkbox"/>	<input type="checkbox"/>	<input type="checkbox"/>		
0851	SG	●																<input type="checkbox"/>			
0877	SU	●	○														<input type="checkbox"/>	<input type="checkbox"/>	<input type="checkbox"/>		
0920	SU	●	●														<input type="checkbox"/>	<input type="checkbox"/>	<input type="checkbox"/>		
0921	SU	●	●														<input type="checkbox"/>	<input type="checkbox"/>	<input type="checkbox"/>		
1203	FH	●	●	●													<input type="checkbox"/>	<input type="checkbox"/>	<input type="checkbox"/>		
1300	FH	○	●	●													<input type="checkbox"/>	<input type="checkbox"/>	<input type="checkbox"/>		
1630	FH							-	-								<input type="checkbox"/>	<input type="checkbox"/>	<input type="checkbox"/>		
2121	FH	●	●	●													<input type="checkbox"/>	<input type="checkbox"/>	<input type="checkbox"/>		
2124	FH	●	●	●													<input type="checkbox"/>	<input type="checkbox"/>	<input type="checkbox"/>		
2182	FH	●	●	●													<input type="checkbox"/>	<input type="checkbox"/>	<input type="checkbox"/>		
2206	AP	●	●														○				<input type="checkbox"/>
2206	SG	●																<input type="checkbox"/>			
2206	FH	●	●	●													<input type="checkbox"/>	<input type="checkbox"/>	<input type="checkbox"/>		
2206	GA			●													<input type="checkbox"/>	<input type="checkbox"/>	<input type="checkbox"/>		
2286	FH	●	●	●													<input type="checkbox"/>	<input type="checkbox"/>	<input type="checkbox"/>		
2289	AP	●	●														○				<input type="checkbox"/>
2289	FH	●	●	●													<input type="checkbox"/>	<input type="checkbox"/>	<input type="checkbox"/>		

All decors / all formats available in FH
All decors in the format 2800 x 1300 mm
available in FH and MT

- Delivery options**
- = available in commercial quantities from stock
 - = in accordance with current delivery times
 - = available via REHAU

					Product			Star Favorit (E1)						Star Favorit Superfront (E1)																							
Decor card		Decor no.	Decor name	Surface	Nearest NCS Code / Type of wood	Decor type	Decor direction	PG Star Favorit	P2	Format (mm)		Thickness (mm)		Core		P5 B1		MDF		P2 S0.5		P5 S0.5		B1 S0.5		P2 S1.0		P5 S1.0		B1 S1.0		MDF S0.5					
										2820 x 2070		2800 x 2050 SG*		2820 x 2070		8.0		12.0 - 28.0		P5 S0.5		B1 S0.5		P2 S1.0		P5 S1.0		B1 S1.0		MDF S0.5							

*Star Favorit P2 with Surface SG available in thicknesses: 8.0 - 30.0 mm

Product	Max HPL				Max Compact Interior				ABS Edges												
					FH		MT	AP	RAUKANTEX pure												
Format (mm)	2140 x 1060	2800 x 1300	4100 x 1300	4100 x 1300 Postforming	2140 x 1060	2800 x 1300	4100 x 1300	4100 x 1854	2800 x 1854	4100 x 1300	4100 x 1854	2800 x 1300	4100 x 1300	23 x 08	23 x 20	23 x 1.0 SG	33 x 20	23 x 1.0 AP			
Thickness (mm)	1.0	1.0	1.0	0.8	0.8	1.0	2.0 - 20.0	2.0 - 20.0	2.0 - 20.0	2.0 - 20.0	2.0 - 15.0	4.0 - 15.0	4.0 - 20.0	2.0 - 20.0	8.0 - 14.0	0.8	2.0	1.0 SG	2.0	1.0	
Core	brown				white**				black / black F-Quality**		white**		black / black F-Quality**		black						
Decor no.	Surface	**Small variations in colour possible with the Max Decorative laminates HPL and Compact panels with black core. Please compare with actual sample when combining.				***F-Quality available in formats: 2800 x 1300, 4100 x 1300, 4100 x 1854, 2800 x 1854								ABS edges offered by our trading partner REHAU. Please provide the Fundermax decor number and surface code when ordering.							
2306	FH	•	•	•																	
2313	SG	•																			
2313	FH	•	•	•																	
4037	NA	○	•	•																	
GEVO		○	○				-	-													
MDEK																					
PDEK		○	○				-	-													
M001*		•					-	-													
M002*		• ⁶⁾					-	-													
M003*		•					-	-													
M082*		• ⁷⁾					-	-													
MGZ2		• ⁶⁾					-	-													

- 4) Format: 2790 x 1840 mm; real metal / rear white MT; Joint at 1230 / 610 mm (incl. protective film on front)
- 5) Format: 2790 x 1840 mm; real metal / rear real metal; Joint at 1230 / 610 mm (incl. protective film on both sides)
- 6) Format 2440 x 1220 mm, thicknesses 0,8 mm
- 7) Format 2440 x 1220 mm, thicknesses 1 mm

* For the decor M002 please find the defined balancer in the table. For decors M001, M003, M082 please use the front decor as suitable balancer.

Delivery options

- = available in commercial quantities from stock
- = in accordance with current delivery times
- = available via REHAU

Premium Bundle

Product	Premium Star				HPL		Compact		Alu-Compact	Compact
Size (mm)	2,800 x 2,070				2,800 x 1,300	4,100 x 1,300	2,800 x 1,300	4,100 x 1,300	4,100 x 1,300	4,100 x 1,300
Thickness (mm)	19.0	19.3	10.0; 12.0; 16.0; 18.0; 22.0 and 25.0	10.3; 12.3; 16.3; 18.3; 22.3 and 25.3	1.0	0.8* 1.0	8.0-13.0		8.0-13.0	8.0-13.0
Core	P2	MDF	P2	MDF	brown		deep black	deep black	deep black	deep black

Decor type	Premium Star Decors	Nearest NCS Code	HPL & Compact Interior Decors		Surface	Surface				AP or SG		AP/RR	AP/RR	SG/SG
			Nearest NCS Code			AP/FH	SG/SM	AP/FH	SG/SM	AP or SG	AP/RR	AP/RR	SG/SG	
U	**L003 Clara White	S 0502-R50B	**0606 Arctic White	S 0502-R50B		●	●	○ ²⁾	○ ²⁾	●	○	○	○	○
U	L006 Aspen White	S 0300-N	2296 Snow White	S 0300-N		●	●	○ ²⁾	○ ²⁾	●	○	○	○	○
U	L007 Raven Black	S 9000-N	0080 Black	S 9000-N		● ¹⁾	●	○ ²⁾	○ ²⁾	●	○	○	○	○
U	L009 Cloud Grey	S 7502-R	0077 Charcoal	S 7502-R		●	●	○ ²⁾	○ ²⁾	●	○	○	○	○
U	L011 Amelia Creme	S 0804-Y30R	0733 Hygienic White	S 0804-Y30R		●	●	○ ²⁾	○ ²⁾	●	○	○	○	○
U	L013 Nevada Greige	S 4005-Y50R	2506 Fango II	S 4005-Y50R		●	●	○ ²⁾	○ ²⁾	●	○	○	○	○
U	**L022 Darwin Grey	S 1500-N	**1203 Grey	S 2000-N		●	●	○ ²⁾	○ ²⁾	●	○	○	○	○
U	L023 Dusk White	S 0502-G50Y	2194 Pastel White	S 0502-G50Y		●	●	○ ²⁾	○ ²⁾	●	○	○	○	○
U	L024 Toledo Grey	S 5502 -Y	0755 Warm Grey Dark	S 5502-Y		●	●	○ ²⁾	○ ²⁾	●	○	○	○	○
U	L030 Linen Beige	S 2005-Y50R	0071 Fresko	S 2005-Y50R		●	●	○ ²⁾	○ ²⁾	●	○	○	○	○
U	**L031 Cosmo Grey	S 8000-N	**0759 Graphite Black	S 8502-B		●	●	○ ²⁾	○ ²⁾	●	○	○	○	○
U	L032 City Grey	S 5000-N	0075 Dark Grey	S 5000-N		●	●	○ ²⁾	○ ²⁾	●	○	○	○	○

* only valid for SG in HPL postforming quality

** Different NCS codes for Premium Star vs. HPL/Compact. In case of combination, please compare in advance with original samples of the products.

¹⁾ black core
²⁾ available from 1 pallet

Premium Star: double-sided variant with AP/AP or SG/SG possible on request.

Colour deviations may occur between the different carrier materials!

Delivery options

- = available in commercial quantities from stock
- = in accordance with current delivery times

Typesetting and printing errors reserved!

Interior Pro 2.2 Milano

Decor type	Decor No.	Decor name	Surface	Price group	Product	Star Favorit E05			Star Favorit E1	Max HPL
					Format (mm)	2800 x 2070			2820 x 2070	2800 x 1300
					Thickness (mm)	8.0-38.0	12.0-38.0	8.2-38.2	10.0-38.0	1.0
					Core	P2	B1	MDF	P5	brown
					Nearest NCS Code / type of wood					
M	0833	Rezzato	RM	35		o	o	o	o	o
M	0834	Paros	RM	35		o	o	o	o	o
M	0835	Thasos	RM	35		o	o	o	o	o
M	0670	Olivin	RM	35		o	o	o	o	o
M	0836	Lagos	RM	35		o	o	o	o	o
M	3340	Gypsum Marrone	IM	35		o	o	o	o	o
M	2326	Gypsum Grigio	IM	35		o	o	o	o	o
M	2325	Gypsum Bianco	IM	35		o	o	o	o	o
M	3395	Matera	IM	50		o	o	o	o	o
H	4038	Rovere Jazz	IM	35	Oak	o	o	o	o	o
H	4048	Noce Atlanta	PM	35	Nut	o	o	o	o	o
H	0831	Sinfonie	PM	35	Oak	o	o	o	o	o
H	0832	Harmonie	PM	35	Oak	o	o	o	o	o
H	0837	Aria	PM	35	Oak	o	o	o	o	o
H	4073	Rovere Newport	PM	35	Oak	o	o	o	o	o
H	0817	Brixen	MI	35	Oak	o	o	o	o	o
H	0816	Bozen	MI	35	Oak	o	o	o	o	o
H	0815	Brescia	MI	35	Oak	o	o	o	o	o
H	4052	Rovere Maine	MI	35	Oak	o	o	o	o	o
H	4047	Rovere Virginia	MI	35	Oak	o	o	o	o	o
H	4077	Rovere Augusta	NI	35	Oak	o	o	o	o	o
H	4035	Noce Pavia	NI	35	Nut	o	o	o	o	o
H	4064	Rovere Portland	NI	35	Oak	o	o	o	o	o
H	4029	Eucalipto Dark	NI	35	Eucalyptus	o	o	o	o	o
H	4024	Eucalipto	NI	35	Eucalyptus	o	o	o	o	o
U	0755	Warmgrau Dunkel	TE	30	S 6502-Y	o	o	o	o	o
U	0756	Warmgrau Mittel	TE	50	S 3502-Y	o	o	o	o	o
U	0742	Kieselgrau	TE	30	S 1002-Y	o	o	o	o	o
U	0098	Mandola	TE	30	S 3010-Y20R	o	o	o	o	o
U	0081	Alpaka	TE	30	S 2010-Y20R	o	o	o	o	o

ABS edges

ABS edges are offered by our trading partners. For more information, please contact our sales representatives.

Biofaser

			Product	Biofaser lacquered matt one-sided Biofaser printed matt one-sided
			Format (mm)	2800 x 2050
			Thickness (mm)	4.0
			Core	Biofaser
Decor type	Decor no.	Decor name	Nearest NCS Code / Type of wood	
U	0080	Black	S 9000-N	•
U	0112	Top White	S 0502-G50Y	•
H	0125	Natural Oak	Oak	•
H	0157	Obir Beech	Beech	•
H	0171	Tundra Birch	Birch	•
H	0175	Knot Fir	Fir	•
H	0291	Beech II	Beech	•
H	0412	Danube Maple	Maple	•
U	0741	Birch Grey	S 2002-G50Y	•
U	0851	Winter White	S 0505-Y30R	•

Product	Biofaser Decor coated one-sided	
Format (mm)	2800 x 2050	2800 x 1850
Surface	FH	MT
Thickness (mm)	32	
Core	Biofaser	
Decor type		
U	○	○
U	○	○
H	○	○

Delivery options

- = available in commercial quantities from stock
- = in accordance with current delivery times

Compact

			Product	Max Compact Resistance ²	
			Format (mm)	3670 x 1630	
			Thickness (mm)	4.0 / 5.0 / 6.0 / 8.0 / 10.0 / 12.0 / 13.0 / 16.0 / 18.0 / 19.0 / 20.0 / 25.0	
			Surface	RE	
			Core	black	Coloured Through Core
Decor type	Decor no.	Decor name	Nearest NCS Code		
U	0074	Pastel Grey	S 2500-N	○	○
U	0075	Dark Grey	S 5000-N	○	
U	0077	Charcoal	S 7502-R	○	○
U	0082	Deep Black	S 9000-N	○	
U	0085	White	S 0502-G50Y	○	○
M	0558	White Punto		○	
M	0559	Punto Pastel Grey		○	
U	0592	Kiwi Green	S 1015-G40Y	○	
U	0606	Arctic White	S 0502-R50B	○	
U	0706	Glacier Blue	S 2010-B	○	
U	0718	Arctic	S 1030-R90B	○	
U	0741	Birch Grey	S 2002-G50Y	○	
U	0851	Winter White	S 0505-Y30R	○	
U	2181	Volcano Grey	S 6500-N	○	○
M	3361	Arctic Punto		○	

			Product	Fundermax Worktop						
			Format (mm)	4100 x 1300						
			Thickness (mm)	120						
			Surface	AP	SX	NN	RO	FH		NT
			Core	deep black				black	white	brown
Decor type	Decor no.	Decor name	Nearest NCS Code							
U	0018	Divaro	S 4010-Y90R	○						
M	0026	Prado Alu Grey				○		○	○	○
M	0027	Prado Agate Grey				○		○	○	○
U	0075	Dark Grey	S 5000-N	○			○	○	○	○
U	0077	Charcoal	S 7502-R	○	○			○	○	○
U	0080	Black	S 9000-N	○	○			○	○	○
U	0085	White	S 0502-G50Y	○	○		○	○	○	○
M	0344	Riverside				○				○
M	0386	Blues				○				○
M	0394	Moonwalk				○				○
M	0406	Rockstar				○				○
M	0421	Venus				○				○
M	0426	Loft				○				○
M	0427	Skyline				○				○
M	0428	Cave				○				○
M	0497	Stonehenge				○				○
U	0606	Arctic White	S 0502-R50B	○				○	○	
U	0693	Orchid	S 2010-Y80R	○				○	○	
U	0733	Hygienic White	S 0804-Y30R	○				○	○	○
U	0741	Birch Grey	S 2002-G50Y		○			○	○	○
U	0742	Pebble Grey	S 1002-Y				○	○	○	○
U	0746	Hygienic Grey	S 2002 R80Y	○				○	○	○
U	0753	Cool Grey Medium	S 3502-B	○				○	○	○
U	0755	Warm Grey Dark	S 6502-Y	○	○			○	○	○
M	0793	Patina Tin				○				○
M	0794	Patina Bronze				○		○	○	○
U	2206	Fango	S 4005-Y50R	○				○	○	
U	2286	White Syringa	S 0300-N		○			○	○	
U	2289	Tortora	S 1505-Y40R	○				○	○	○
U	2313	Ceramic White	S 0502-R50B				○	○	○	

Delivery options

- = available in commercial quantities from stock
- = in accordance with current delivery times

			Product	Alucompact Interior Product variations: Arrigo und Aura
			Format (mm)	4100 x 1300
			Thickness (mm)	8,0 - 14,0
			Core	black/deep black with Alu
Decor type	Decor no.	Decor name	Nearest NCS Code	

Surface: FH

All	Interior Range of Decors	See Interior Range of Decors	See Interior Range of Decors	o
-----	--------------------------------	---------------------------------	---------------------------------	---

Surface: AP

U	0018	Divaro	S 4010-Y90R	o
U	0075	Dark Grey	S 5000-N	o
U	0077	Charcoal	S 7502-R	o
U	0080	Black	S 9000-N	o
U	0085	White	S 0502-G50Y	o
U	0606	Arctic White	S 0502-R50B	o
U	0693	Orchid	S 2010-Y80R	o
U	0733	Hygienic White	S 0804-Y30R	o
U	0746	Hygienic Grey	S 2002-R80Y	o
U	0753	Cool Grey Medium	S 3502-B	o
U	0755	Warm Grey Dark	S 6502-Y	o
U	2206	Fango	S 4005-Y50R	o
U	2289	Tortora	S 1505-Y40R	o

			Product	Compact panel with Coloured Through Core	
			Format (mm)	4100 x 1854	3660 x 1630
			Thickness (mm)	110 - 200	40 - 200
			Surface	FH	
Decor type	Core-/ Decor no.	Core-/ Decor name	Nearest NCS Code		
U	0074	Pastel Grey	S 2500-N	○	○
U	0077	Charcoal	S 7502-R	○	○
U	0085	White	S 0502-G50Y	○	○

Delivery options

- = available in commercial quantities from stock
- = in accordance with current delivery times

Compact IP

			Product	Max Compact Interior					
			Format (mm)	2800 x 1300	4100 x 1300	4100 x 1854	2800 x 1854	Decor on rear side	Decor direction
			Thickness (mm)	20 - 20.0	20 - 20.0	20 - 20.0	20 - 15.0		
			Surface	IP					
			Core	black					
Decor type	Decor no.	Decor name	Nearest NCS Code / Type of wood						

Colour

U	0056	Atlantis	S 3040-B40G	o	o	o	o	X	N
U	0059	Dark Green	S 5020-G			o	o	X	N
U	0065	Ivory	S 0510-Y20R	o	o	o	o	X	N
U	0066	Sand	S 1505-Y20R	o	o	o	o	X	N
U	0070	Carbon Grey	S 7502-B	o	o	o	o	X	N
U	0073	Pale Ivory	S 0505-G90Y			o	o	X	N
U	0074	Pastel Grey	S 2500-N	o	o	o	o	X	N
U	0075	Dark Grey	S 5000-N	o	o	o	o	X	N
U	0077	Charcoal	S 7502-R	o	o	o	o	X	N
U	0080	Black	S 9000-N	o	o	o	o	X	N
U	0085	White	S 0502-G50Y	o	o	o	o	X	N
U	0237	Gentian Blue	S 5040-R80B	o	o	o	o	X	N
U	0591	Fir Green	S 7020-B90G	o	o	o	o	X	N
U	0592	Kiwi Green	S 1015-G40Y			o	o	X	N
U	0606	Arctic White	S 0502-R50B	o	o	o	o	X	N
U	0611	Pale Olive	S 2010-G90Y			o	o	X	N
U	0612	Olive	S 5020-G70Y	o	o	o	o	X	N
U	0617	Petrol Green	S 6020-B30G			o	o	X	N
U	0623	Green	S 4040-G10Y	o	o	o	o	X	N
U	0627	Hygienic Beige	S 2010-Y40R	o	o	o	o	X	N
U	0631	Turquoise	S 6020-B10G	o	o	o	o	X	N
U	0645	Tobacco	S 4020-Y30R	o	o	o	o	X	N
U	0647	Golden Yellow	S 1050-Y10R	o	o	o	o	X	N
U	0651	Cream	S 0907-Y50R	o	o	o	o	X	N
U	0654	Jasmin	S 1515-Y20R			o	o	X	N
U	0657	Sepia Brown	S 8010-Y50R	o	o	o	o	X	N
U	0661	Terracotta	S 4040-Y80R	o	o	o	o	X	N
U	0662	Jade Green	S 4010-G30Y	o	o	o	o	X	N
U	0663	Reseda Green	S 1510-G20Y			o	o	X	N
U	0674	Mars Red	S 1580-Y90R	o	o	o	o	X	N
U	0680	Wine Red	S 5040-R10B	o	o	o	o	X	N
U	0687	Maize	S 0520-Y20R	o	o	o	o	X	N

			Product	Max Compact Interior					
			Format (mm)	2800 x 1300	4100 x 1300	4100 x 1854	2800 x 1854	Decor. on rear side	Decor. direction
			Thickness (mm)	20 - 20.0	20 - 20.0	20 - 20.0	20 - 15.0		
			Surface	IP					
			Core	black					
Decor type	Decor no.	Decor name	Nearest NCS Code / Type of wood						
Colour									
U	0689	Dark Red	S 2570-Y80R	○	○	○	○	X	N
U	0691	Purple	S 5040-Y90R	○	○	○	○	X	N
U	0692	Old Pink	S 4020-Y60R	○	○	○	○	X	N
U	0693	Orchid	S 2010-Y80R			○	○	X	N
U	0702	Night Blue	S 8010-R70B	○	○	○	○	X	N
U	0703	Dove Blue	S 3020-B10G	○	○	○	○	X	N
U	0706	Glacier Blue	S 2010-B			○	○	X	N
U	0712	Steel Blue	S 4030-B	○	○	○	○	X	N
U	0717	Atlantic	S 2060-R90B	○	○	○	○	X	N
U	0725	Yellowish Green	S 1060-G60Y	○	○	○	○	X	N
U	0733	Hygienic White	S 0804-Y30R	○	○	○	○	X	N
U	0736	Saffron	S 1050-Y20R	○	○	○	○	X	N
U	0741	Birch Grey	S 2002-G50Y	○	○	○	○	X	N
U	0742	Pebble Grey	S 1002-Y	○	○	○	○	X	N
U	0747	Medium Grey	S 4502-Y	○	○	○	○	X	N
U	0753	Cool Grey Medium	S 3502-B	○	○	○	○	X	N
U	0768	Sparrow	S 6005-Y20R	○	○	○	○	X	N
U	0776	Concrete Grey	S 4005-B20G	○	○	○	○	X	N
U	0851	Winter White	S 0505-Y30R	○	○	○	○	X	N
U	3003	Rubinus Red	S 2570-R	○	○	○	○	X	N
U	3007	Black Red	S 8010-R10B			○	○	X	N
U	5032	Cinnamon	S 3560-Y30R	○	○	○	○	X	N
Metallic									
S	0056+G	Atlantis + Glitter		○	○			X	R
S	0066+G	Sand + Glitter		○	○			X	R
S	0077+G	Charcoal + Glitter		○	○			X	R
S	0080+G	Black + Glitter		○	○			X	R
S	0768+G	Sparrow + Glitter		○	○			X	R
S	5032+G	Cinnamon + Glitter		○	○			X	R

Delivery options
● = available in commercial quantities from stock
○ = in accordance with current delivery times

			Product	Max Compact Interior					
			Format (mm)	2800 x 1300	4100 x 1300	4100 x 1854	2800 x 1854	Decor on rear side	Decor direction
			Thickness (mm)	20 - 20.0	20 - 20.0	20 - 20.0	20 - 15.0		
			Surface	IP					
			Core	black					
Decor type	Decor no.	Decor name	Nearest NCS Code / Type of wood						

Nature

H	0160	Dark Afro	Bamboo	o	o	o	o	X	L
H	0161	Light Afro	Bamboo	o	o	o	o	X	L
H	0168	Akro Rust	Bamboo	o	o	o	o	X	L
H	0169	Akro Ruby	Bamboo	o	o	o	o	X	L
H	0601	Sun Pear	Pear	o	o	o	o	X	L
H	0801	Fir Platinum*	Fir	o	o	o	o	X	L
H	0803	Tyrol Pine*	Pine	o	o	o	o	X	L
H	0919	Ecuador*	Exotic	o	o	o	o	X	L
H	0922	Amazon	Exotic	o	o	o	o	X	L
H	0923	Enigma*	Oak	o	o	o	o	X	L
H	0924	Taurus	Oak	o	o	o	o	X	L
H	0925	Butterfly*	Sapwood	o	o	o	o	X	L
H	0926	Jazz	Oak	o	o	o	o	X	L
H	0927	Creek	Larch	o	o	o	o	X	L
H	0928	Gold Coast	Oak	o	o	o	o	X	L
H	0929	Antique	Exotic	o	o	o	o	X	L
H	0930	Phoenix	Apple Tree	o	o	o	o	X	L
H	0931	Akro Almond	Bamboo	o	o	o	o	X	L
H	0932	Akro Terra	Bamboo	o	o	o	o	X	L
H	0935	Voyager*	Oak	o	o	o	o	X	L
H	0936	Thunder*	Exotic	o	o	o	o	X	L
H	5171	Polar Oak	Oak	o	o	o	o	X	L
H	5172	Marshland Oak	Oak	o	o	o	o	X	L
H	5173	Barrique Oak	Oak	o	o	o	o	X	L

Material

M	0026	Prado Alu Grey		o	o	o	o	X	L
M	0027	Prado Agate Grey		o	o	o	o	X	L
M	0028	Prado Brown		o	o	o	o	X	R
M	0156	Afro Patina		o	o	o	o	X	L
M	0158	Afro Grey		o	o	o	o	X	L
M	0159	Afro Black		o	o	o	o	X	L

			Product	Max Compact Interior					
			Format (mm)	2800 x 1300	4100 x 1300	4100 x 1854	2800 x 1854	Decor. on rear side	Decor. direction
			Thickness (mm)	20 - 20.0	20 - 20.0	20 - 20.0	20 - 15.0		
			Surface	IP					
			Core	black					
Decor type	Decor no.	Decor name	Nearest NCS Code / Type of wood						
Material									
M	0162	Afro Sahara		o	o	o	o	X	L
M	0344	Riverside		o	o	o	o	X	L
M	0386	Blues		o	o	o	o	X	L
M	0387	Reggae		o	o	o	o	X	L
M	0394	Moonwalk		o	o	o	o	X	L
M	0406	Rockstar		o	o	o	o	X	L
M	0421	Venus*		o	o	o	o	X	L
M	0426	Loft		o	o	o	o	X	L
M	0427	Skyline		o	o	o	o	X	L
M	0428	Cave*		o	o	o	o	X	L
M	0429	Corro		o	o	o	o	X	L
M	0480	Kings Cross		o	o	o	o	X	C
M	0481	Satellite		o	o	o	o	X	C
M	0496	Colosseum*		o	o	o	o	X	L
M	0497	Stonehenge		o	o	o	o	X	L
M	0602	Highway		o	o	o	o	X	L
M	0603	Ardens		o	o	o	o	X	L
M	0604	Spargo		o	o	o	o	X	L
M	0780	Aqua		o	o	o	o	X	L
M	0781	Kontra		o	o	o	o	X	L
M	0782	Petroleum		o	o	o	o	X	L
M	0793	Patina Tin*		o	o	o	o	X	L
M	0794	Patina Bronze*		o	o	o	o	X	L
M	0798	Tambora		o	o	o	o	X	L
M	0799	Blackjack						x	L
M	0800	Crossroad						x	L
M	0804	Metropolis						x	L
M	0805	Cosmopolis						x	L

* Thickness: 2-10 mm

** Also available: Max Compact Interior, thickness 2-20 mm, black core

Delivery options

- = available in commercial quantities from stock
- = in accordance with current delivery times

Surfaces

Mirror gloss (SG)

Decor type	Decor no.	Decor name	Nearest NCS Code
U	0075	Dark Grey	S 5000-N
U	0077	Charcoal	S 7502-R
U	0080	Black	S 9000-N
U	0085	White	S 0502-G50Y
U	0210	Intensive Red	S 0580-Y90R
U	0319	Cappucino	S 3010-Y60R
M	0498	Nexus	
M	0529	Meteor	
M	0533	Sphinx	
M	0534	Monsoon	
M	0564	Kolibri	
M	0581	Lentos	
M	0599	Orca	
U	0606	Arctic White	S 0502-R50B
M	0670	Olivin	
U	0725	Yellowish Green	S 1060-G60Y
U	0733	Hygienic White	S 0804-Y30R
U	0741	Birch Grey	S 2002-G50Y
U	0851	Winter White	S 0505-Y30R
U	2206	Fango	S 4005-Y50R
U	2313	Ceramic White	S 0502-R50B

Aptico (AP)

Decor type	Decor no.	Decor name	Nearest NCS Code
U	0018	Divaro	S 4010-Y90R
U	0075	Dark Grey	S 5000-N
U	0077	Charcoal	S 7502-R
U	0080	Black	S 9000-N
U	0085	White	S 0502-G50Y
U	0606	Arctic White	S 0502-R50B
U	0693	Orchid	S 2010-Y80R
U	0733	Hygienic White	S 0804-Y30R
U	0746	Hygienic Grey	S 2002-R80Y
U	0753	Cool Grey Medium	S 3502-B
U	0755	Warm Grey Dark	S 6502-Y
U	2206	Fango	S 4005-Y50R
U	2289	Tortora	S 1505-Y40R

Saxum (SX)

Product Max Compact Interior Plus			
Format (mm)	4100 x 1300		
Thickness (mm)	80 - 130		
Core	deep black		
Decor type	Decor no.	Decor name	Nearest NCS Code
U	0077	Charcoal	S 7502-R
U	0080	Black	S 9000-N
U	0085	White	S 0502-G50Y
U	0741	Birch Grey	S 2002-G50Y
U	0755	Warm Grey Dark	S 6502-Y
U	2286	White Syringa	S 0300-N

Due to production, the surfaces Saxum and Enduro are on the rear side of the panel

Enduro (NN)

Product Max Compact Exterior		
Format (mm)	4100 x 1300	
Thickness (mm)	80 - 130	
Core	deep black	
Decor type	Decor no.	Decor name
M	0026	Prado Alu Grey
M	0027	Prado Agate Grey
M	0344	Riverside
M	0386	Blues
M	0394	Moonwalk
M	0406	Rockstar
M	0421	Venus
M	0426	Loft
M	0427	Skyline
M	0428	Cave
M	0497	Stonehenge
M	0793	Patina Tin
M	0794	Patina Bronze

Delivery options

- = available in commercial quantities from stock
- = in accordance with current delivery times

2 Exterior



Studio 804 - School of Architecture University of Kansas, 0922 NT, © Corey Gaffer Photographer





Exterior 2.3 Essential

		Collection	Exterior 2.3 Essential					Pro 2.3 Surface	Podio, Hexa	m.look ⁹	Decor on rear side ⁷	Decor direction	New for 2023	Compact Interior	
		Quality	F					F	F	A2					
		Format (mm)	2800x1300mm	4100x1300mm	2800x1854mm	4100x1854mm	3670x1630mm	4100x1300mm	4100x1854mm	3580x 1580mm					
		Thickness (mm)	2.0 4.0 6.0 8.0 10.0 12.0 13.0	2.0 4.0 6.0 8.0 10.0 12.0 13.0	2.0 4.0 6.0 8.0 10.0 12.0 13.0	2.0 4.0 6.0 8.0 10.0 12.0 13.0	2.0 4.0 6.0 8.0 10.0 12.0 13.0	6.0 8.0 10.0 12.0 13.0	6.0 8.0 10.0 12.0 13.0 16.0 18.0 20.0	7.0 9.0 12.0					
		Core	brown	brown	brown	brown	brown	brown	brown	grey					
Decor type	Decor no.	Decor name	Nearest NCS Code ¹⁾ / Type of wood	NT ⁶	NT ⁶	NT	NT	NT	NG, NP, NY ^{2,3,4,5}	NH / NT	NT				
U	0020	Ballerina	S 3020-Y90R	o	o	o	o	o				X	N	☑	☐
M	0026	Prado Alu Grey		o	o	o	o	o			o	X	L		☐
M	0027	Prado Agate Grey		o	o	o	o	o		o	o	X	L		☐
M	0028	Prado Brown		o	o	o	o	o		o	o	X	L		
U	0056	Atlantis	S 3040-B40G	o	o	o	o	o			o	X	N		
U	0059	Dark Green	S 5020-G	o	o	o	o	o			o	X	N		
U	0065	Ivory	S 0510-Y20R	o	o	o	o	o			o	X	N		
U	0066	Sand	S 1505-Y20R	o	o	o	o	o		o ⁸		X	N		☐
U	0070	Carbon Grey	S 7502-B	o	o	o	o	o	NG, NP	o		X	N		
S	0070 + G	Carbon Grey + Glitter		o	o				NG, NP, NY			X	R		
U	0071	Fresco	S 2005-Y50R	o	o	o	o	o				X	N	☑	☐
U	0073	Pale Ivory	S 0505-G90Y	o	o	o	o	o		o		X	N		
U	0074	Pastel Grey	S 2500-N	o	o	o	o	o	NG, NP	o ⁸		X	N		☐
S	0074 + G	Pastel Grey + Glitter		o	o				NG, NP, NY			X	R		
U	0075	Dark Grey	S 5000-N	o	o	o	o	o	NG, NP	o ⁸		X	N		☐
U	0077	Charcoal	S 7502-R	o	o	o	o	o	NG, NP	o		X	N		☐
U	0080	Black	S 9000-N	o	o	o	o	o	NG, NP	o		X	N		☐
S	0080 + G	Black + Glitter		o	o				NG, NP, NY			X	R		
U	0081	Alpaka	S 2010-Y20R	o	o	o	o	o				X	N	☑	☐
U	0085	White	S 0502-G50Y	o	o	o	o	o	NG, NP, NY	o		X	N		☐
U	0091	Starlight	S 0502-R50B	o	o	o	o	o	NG, NP, NY	o		X	N		
U	0098	Mandola	S 3010-Y20R	o	o	o	o	o				X	N	☑	☐
H	0125	Eiche Natur	Eiche	o	o	o	o	o		o		X	L	☑	☐
U	0144	Costa	S 3005-Y20R	o	o	o	o	o		o ⁸		X	N	☑	☐
U	0153	Burano	S 6010-Y30R	o	o	o	o	o				X	N		☐
M	0158	Afro Grey	Bambus	o	o	o	o	o		o	o	X	L		
M	0159	Afro Black	Bambus	o	o	o	o	o		o	o	X	L		
H	0160	Dark Afro	Bambus	o	o	o	o	o		o	o	X	L		
H	0161	Light Afro	Bambus	o	o	o	o	o		o	o	X	L		
H	0162	Afro Sahara	Bambus	o	o	o	o	o		o	o	X	L		
H	0168	Akro Rust	Bambus	o	o	o	o	o		o	o	X	L		
H	0169	Akro Ruby	Bambus	o	o	o	o	o		o	o	X	L		
U	0237	Gentian Blue	S 5040-R80B	o	o	o	o	o	NG	o		X	N		☐
M	0386	Blues		o	o	o	o	o		o	o	X	L		

Exterior 2.3 Essential

		Collection	Exterior 2.3 Essential					Pro 2.3 Surface	Podio, Hexa	m.look ⁹⁹	Decor on rear side ⁷⁷	Decor direction	New for 2023	Compact Interior
		Quality	F					F	F	A2				
		Format (mm)	2800x1300mm	4100x1300mm	2800x1854mm	4100x1854mm	3670x1630mm	4100x1300mm	4100x1854mm	3580x 1580mm				
		Thickness (mm)	2.0 4.0 6.0 8.0 10.0 12.0 13.0	2.0 4.0 6.0 8.0 10.0 12.0 13.0	2.0 4.0 6.0 8.0 10.0 12.0 13.0	2.0 4.0 6.0 8.0 10.0 12.0 13.0	2.0 4.0 6.0 8.0 10.0 12.0 13.0	6.0 8.0 10.0 12.0 13.0	6.0 8.0 10.0 12.0 13.0 16.0 18.0 20.0	7.0 9.0 12.0				
		Core	brown	brown	brown	brown	brown	brown	brown	grey				
Decor type	Decor no.	Decor name	Nearest NCS Code ¹¹ / Type of wood	NT ⁶⁶	NT ⁶⁶	NT	NT	NT	NG, NP, NY ^{12,3,4,5}	NH / NT	NT			
M	0394	Moonwalk		o	o	o	o	o	NY	o		X	L	
M	0406	Rockstar		o	o	o	o	o	NY	o		X	L	
M	0421	Venus		o	o	o	o	o	NY			X	L	
M	0426	Loft		o	o	o	o	o	NY	o	o	X	L	
M	0427	Skyline		o	o	o	o	o	NY	o ⁸	o	X	L	
M	0428	Cave		o	o	o	o	o				X	L	
M	0429	Corro		o	o	o	o	o		o	o	X	L	
M	0496	Colosseum		o	o	o	o	o	NY			X	L	
M	0497	Stonehenge		o	o	o	o	o	NY	o	o	X	L	
U	0591	Fir Green	S 7020-B90G	o	o	o	o	o		o		X	N	
U	0592	Kiwi Green	S 1015-G40Y	o	o	o	o	o		o		X	N	
H	0601	Sun Pear	Birne	o	o	o	o	o		o		X	L	
M	0603	Ardens		o	o	o	o	o		o		X	R	
U	0617	Petrol Green	S 6020-B30G	o	o	o	o	o		o		X	N	
U	0623	Green	S 4040-G10Y	o	o	o	o	o		o		X	N	
U	0627	Hygienic Beige	S 2010-Y40R	o	o	o	o	o		o		X	N	
U	0631	Turquoise	S 6020-B10G	o	o	o	o	o		o		X	N	
U	0645	Tobacco	S 4020-Y30R	o	o	o	o	o		o		X	N	
U	0647	Golden Yellow	S 1050-Y10R	o	o	o	o	o		o		X	N	
U	0651	Cream	S 0907-Y50R	o	o	o	o	o		o		X	N	
U	0654	Jasmin	S 1515-Y20R	o	o	o	o	o		o		X	N	
U	0657	Sepia Brown	S 8010-Y50R	o	o	o	o	o		o		X	N	
U	0661	Terracotta	S 4040-Y80R	o	o	o	o	o		o		X	N	
U	0662	Jade Green	S 4010-G30Y	o	o	o	o	o		o		X	N	
U	0663	Reseda Green	S 1510-G20Y	o	o	o	o	o		o		X	N	
U	0674	Mars Red	S 1580-Y90R	o	o	o	o	o	NG	o		X	N	
U	0680	Wine Red	S 5040-R10B	o	o	o	o	o		o		X	N	
U	0687	Maize	S 0520-Y20R	o	o	o	o	o		o		X	N	
U	0689	Dark Red	S 2570-Y80R	o	o	o	o	o		o		X	N	
U	0691	Purple	S 5040-Y90R	o	o	o	o	o		o		X	N	
U	0702	Night Blue	S 8010-R70B	o	o	o	o	o		o		X	N	
U	0703	Dove Blue	S 3020-B10G	o	o	o	o	o		o		X	N	
U	0706	Glacier Blue	S 2010-B	o	o	o	o	o		o		X	N	
U	0712	Steel Blue	S 4030-B	o	o	o	o	o		o		X	N	

Exterior 2.3 Essential

			Collection	Exterior 2.3 Essential					Pro 2.3 Surface	Podio, Hexa	m.look [®]	Decor on rear side ⁷	Decor direction	New for 2023	Compact Interior
			Quality	F					F	F	A2				
			Format (mm)	2800x1300mm	4100x1300mm	2800x1854mm	4100x1854mm	3670x1630mm	4100x1300mm	4100x1854mm	3580x1580mm				
			Thickness (mm)	2.0 4.0 6.0 8.0 10.0 12.0 13.0	2.0 4.0 6.0 8.0 10.0 12.0 13.0	2.0 4.0 6.0 8.0 10.0 12.0 13.0	2.0 4.0 6.0 8.0 10.0 12.0 13.0	2.0 4.0 6.0 8.0 10.0 12.0 13.0	6.0 8.0 10.0 12.0 13.0	6.0 8.0 10.0 12.0 13.0 16.0 18.0 20.0	7.0 9.0 12.0				
			Core	brown	brown	brown	brown	brown	brown	brown	grey				
Decor type	Decor no.	Decor name	Nearest NCS Code ¹⁾ / Type of wood	NT ⁶	NT ⁶	NT	NT	NT	NG, NP, NY ^{2,3,4,5}	NH / NT	NT				
U	0717	Atlantic	S 2060-R90B	o	o	o	o	o	NG	o		X	N		☐
U	0725	Yellowish Green	S 1060-G60Y	o	o	o	o	o	NG	o		X	N		☐
U	0733	Hygienic White	S 0804-Y30R	o	o	o	o	o		o		X	N		☐
U	0736	Saffron	S 1050-Y20R	o	o	o	o	o		o		X	N		☐
U	0741	Birch Grey	S 2002-G50Y	o	o	o	o	o		o		X	N		☐
U	0742	Pebble Grey	S 1002-Y	o	o	o	o	o	NG, NP, NY	o		X	N		☐
U	0747	Medium Grey	S 4502-Y	o	o	o	o	o		o		X	N		☐
U	0753	Cool Grey Medium	S 3502-B	o	o	o	o	o		o		X	N		☐
U	0762	Natural Grey Medium	S 4000-N	o	o	o	o	o				X	N	☑	☐
U	0768	Sparrow	S 6005-Y20R	o	o	o	o	o		o		X	N		☐
U	0776	Concrete Grey	S 4005-B20G	o	o	o	o	o		o		X	N		☐
M	0793	Patina Tin		o	o	o	o	o	NY			X	L		☐
M	0794	Patina Bronze		o	o	o	o	o	NY			X	L		☐
M	0798	Tambora		o	o	o	o	o		o	o	X	L		☐
M	0799	Black Jack		o	o	o	o	o	NY	o	o	X	L		☐
H	0801	Fir Platinum	Fichte	o	o	o	o	o				X	L		☐
H	0803	Tyrol Pine	Kiefer	o	o	o	o	o		o		X	L		☐
M	0804	Metropolis		o	o	o	o	o		o		X	L		☐
M	0805	Cosmopolis		o	o	o	o	o		o		X	L		☐
M	0808	Desert Rose Sandstone		o	o	o	o	o	NY			X	L	☑	☐
H	0820	Hazel Heritage Oak	Eiche	o	o	o	o	o				X	L	☑	☐
H	0824	Brown Bistro Oak	Eiche	o	o	o	o	o				X	L	☑	☐
H	0846	Caramel Jazz Oak	Eiche	o	o	o	o	o				X	L	☑	☐
H	0847	Smoked Jazz Oak	Eiche	o	o	o	o	o				X	L	☑	☐
U	0849	Frosted Green	S 3020-G30Y	o	o	o	o	o				X	N	☑	☐
U	0850	Green Valley	S 4050-G30Y	o	o	o	o	o	NG			X	N	☑	☐
U	0851	Winter White	S 0505-Y30R	o	o	o	o	o		o		X	N		☐
M	0860	White Blizzard Quartzstone		o	o	o	o	o	NY			X	L	☑	☐
M	0861	Grey Eclipse Quartzstone		o	o	o	o	o	NY			X	L	☑	☐
U	0864	Mustard	S 2060-Y10R	o	o	o	o	o	NG, NP			X	N	☑	☐
U	0865	Lemon	S 0580-Y	o	o	o	o	o	NG			X	N	☑	☐
H	0868	Caramel Marvel Walnut	Nussbaum	o	o	o	o	o	NP			X	L	☑	☐
H	0869	Smoked Marvel Walnut	Nussbaum	o	o	o	o	o	NP			X	L	☑	☐

Exterior 2.3 Essential

			Collection	Exterior 2.3 Essential					Pro 2.3 Surface	Podio, Hexa	m.look [®]	Decor on rear side ⁷	Decor direction	New for 2023	Compact Interior
			Quality	F					F	F	A2				
			Format (mm)	2800x1300mm	4100x1300mm	2800x1854mm	4100x1854mm	3670x1630mm	4100x1300mm	4100x1854mm	3580x 1580mm				
			Thickness (mm)	2.0 4.0 6.0 8.0 10.0 12.0 13.0	2.0 4.0 6.0 8.0 10.0 12.0 13.0	2.0 4.0 6.0 8.0 10.0 12.0 13.0	2.0 4.0 6.0 8.0 10.0 12.0 13.0	2.0 4.0 6.0 8.0 10.0 12.0 13.0	6.0 8.0 10.0 12.0 13.0	6.0 8.0 10.0 12.0 13.0 16.0 18.0 20.0	7.0 9.0 12.0				
			Core	brown	brown	brown	brown	brown	brown	brown	grey				
Decor type	Decor no.	Decor name	Nearest NCS Code ¹⁾ / Type of wood	NT ⁶	NT ⁶	NT	NT	NT	NG, NP, NY ^{2,3,4,5}	NH / NT	NT				
H	0870	Dark Honey Marvel Walnut	Nussbaum	o	o	o	o	o	NP			X	L	☑	
U	0873	Red Pepper	S 4550-Y70R	o	o	o	o	o	NG, NP			X	N	☑	
U	0874	Maroon	S 7020-Y90R	o	o	o	o	o	NG, NP			X	N	☑	
U	0875	Chocolate Brownie	S 8010-Y90R	o	o	o	o	o				X	N	☑	
U	0887	Dark Offroad Greige	S 7005-Y20R	o	o	o	o	o	NG, NP			X	N	☑	
M	0894	Black Pearl Concrete		o	o	o	o	o	NY			X	R	☑	
M	0897	Grey Cliffhanger Slate		o	o	o	o	o	NY			X	R	☑	
M	0898	Porto Nero Slate		o	o	o	o	o	NY			X	R	☑	
U	0900	Dark Cyber Grey	S 7500-N	o	o	o	o	o	NG, NP			X	N	☑	
H	0901	Dark Rainbow Rosewood	Exot	o	o	o	o	o				X	L	☑	
M	0902	Black Stingray Limestone		o	o	o	o	o	NY			X	R	☑	
M	0903	Urban Galaxy Limestone		o	o	o	o	o	NY			X	R	☑	
H	0907	Graphite Flagship Oak	Eiche	o	o	o	o	o	NP			X	L	☑	
H	0908	Grey Flagship Oak	Eiche	o	o	o	o	o	NP			X	L	☑	
H	0909	Brown Flagship Oak	Eiche	o	o	o	o	o	NP			X	L	☑	
H	0919	Ecuador	Exot	o	o	o	o	o				X	L		
H	0922	Amazon	Exot	o	o	o	o	o		o		X	L		
H	0923	Enigma	Eiche	o	o	o	o	o				X	L		
H	0924	Taurus	Eiche	o	o	o	o	o		o		X	L		
H	0925	Butterfly	Splint	o	o	o	o	o				X	L		
H	0927	Creek	Lärche	o	o	o	o	o		o		X	L		
H	0931	Akro Almond	Bambus	o	o	o	o	o		o	o	X	L		
H	0932	Akro Terra	Bambus	o	o	o	o	o		o	o	X	L		
H	0935	Voyager	Eiche	o	o	o	o	o				X	L		
H	0936	Thunder	Exot	o	o	o	o	o				X	L		
U	1203	Grey	S 2000-N	o	o	o	o	o				X	N	☑	☐
U	2206	Fango	S 4005-Y50R	o	o	o	o	o	NG, NP			X	N	☑	☐
U	2289	Tortora	S 1505-Y40R	o	o	o	o	o	NG, NP			X	N	☑	☐
U	3003	Rubinus Red	S 2570-R	o	o	o	o	o		o		X	N		
U	3007	Black Red	S 8010-R10B	o	o	o	o	o		o		X	N		
U	5000	White Avalanche	S 0502-G50Y								o	X	N		
U	5001	Ice Silver	S 1502-B								o	X	N		
U	5002	Smoke	S 2502-Y								o	X	N		

Exterior 2.3 Essential

		Collection	Exterior 2.3 Essential					Pro 2.3 Surface	Podio, Hexa	m.look ⁹	Decor on rear side ⁷	Decor direction	New for 2023	Compact Interior
		Quality	F					F	F	A2				
		Format (mm)	2800x1300mm	4100x1300mm	2800x1854mm	4100x1854mm	3670x1630mm	4100x1300mm	4100x1854mm	3580x 1580mm				
		Thickness (mm)	2.0 4.0 6.0 8.0 10.0 12.0 13.0	2.0 4.0 6.0 8.0 10.0 12.0 13.0	2.0 4.0 6.0 8.0 10.0 12.0 13.0	2.0 4.0 6.0 8.0 10.0 12.0 13.0	2.0 4.0 6.0 8.0 10.0 12.0 13.0	6.0 8.0 10.0 12.0 13.0	6.0 8.0 10.0 12.0 13.0 16.0 18.0 20.0	7.0 9.0 12.0				
		Core	brown	brown	brown	brown	brown	brown	brown	grey				
Decor type	Decor no.	Decor name	Nearest NCS Code ¹⁾ / Type of wood	NT ⁶	NT ⁶	NT	NT	NT	NG, NP, NY ^{2,3,4,5}	NH / NT	NT			
U	5003	Charcoal Grey	S 5500-N								o	X	N	
U	5030	Truffle	S 8010-Y70R								o	X	N	
U	5031	Hazel	S 6030-Y40R								o	X	N	
U	5032	Cinnamon	S 3560Y30R								o	X	N	
U	5070	Poseidon	S 3060-B10G								o	X	N	
U	5071	Neptun	S 2040-B10G								o	X	N	
U	5090	Deep Ocean	S 6035-B60G								o	X	N	
U	5091	African Clay	S 7020-Y10R								o	X	N	
U	5092	Blue Mountain	S 7020-B10G								o	X	N	
U	5110	Ginger	S 1015-Y10R								o	X	N	
U	5111	Curry	S 1070-Y10R								o	X	N	
U	5113	Curcuma	S 1070-Y								o	X	N	
M	5150	Yellowstone									o	X	L	
M	5152	Black Slate									o	X	L	
U	5032	Cinnamon	S 3560-Y30R	o	o	o	o	o		o		X	N	
H	5171	Polar Oak	Eiche	o	o	o	o	o		o ⁸		X	L	
H	5172	Marshland Oak	Eiche	o	o	o	o	o		o	o	X	L	
H	5173	Barrique Oak	Eiche	o	o	o	o	o		o	o	X	L	
I	P---	Custom decor		o ¹⁰	o ¹⁰								R	

Delivery options

o = according to current delivery times

☐ = Decor also available as Compact Interior. For details, see the Compact Interior delivery programme.

⁶ = All Colour decors can also be supplied as Metallic (Dualis Overlay Glitter).

⁷ = Exterior surfaces NT, NG, NH can also be supplied with O890 Balkonweiss on the reverse side, m.look can be supplied with 5000 Avalanche on the reverse side.

⁸ = This decor is available in panel thicknesses of 16, 18, and 20 mm, and in other dimensions. For details, see the Exterior Podio delivery programme.

⁹ = All m.look decors can also be supplied as Compact Exterior F Quality, NT surfaces, and in XL format. Due to different types of material minor color differences are possible.

Unless otherwise stated, 2 mm panels are supplied with a reverse side sanded.

4 mm panels can be supplied with decor on both sides or with a reverse side sanded.

Protective film = NT surfaces can be supplied with a protective film for an additional charge.

The NY and NH surfaces are always supplied without protective film. The NG and NP surfaces have protective film on both side.

Notes

¹ = Details on RAL and CMYK colour systems can be found on our website: www.fundermax.com

² = Front side/reverse side surfaces: NG: NG/NG | NP: NP/NT | NY: NY/ NT | NH: NH/NT (NY and NH are supplied with NT on the top).

³ = All Colour NG decors are also available as Metallic (Dualis Overlay Glitter).

⁴ = NP surface: be sure to follow the same direction when installing. (Turning by 90° or 180° can lead to visual differences)

⁵ = Additional surfaces and decors combinations can be found at www.fundermax.com

¹⁰ = You can find more details on Fundermax custom solutions at: www.fundermax.com

F = Max Compact Exterior F Quality. A2: m.look. For details on fire classes and approvals, see TI Exterior.

☐ = New decor 2023

Surfaces

NT = NT

NG = Gloss

NY = Sky

NP = Paragon

NH = Hexa

Decor types

U = Colour

H = Nature

M = Material

S = Specials

I = Custom decor

Decor/Decor direction

L = This decor goes in a lengthwise direction.

(Please take into consideration when arranging and cutting.)

N = This decor doesn't have a direction. It can be turned when cutting.

(Not the case for NP surfaces. Please take into consideration the further notes on NP.)

R = This decor goes in a crosswise direction.

(Please take into consideration when arranging and cutting.)

X = Decor on both sides

Podio

			Product	Max Compact Exterior Podio balcony panel							
			Format (mm)	4100 x 1854		2050 x 1854		2800 x 1300		Decor on rear side	Decor direction
			Thickness (mm)	160	18,0 - 20,0	160	18,0 - 20,0	160	18,0 - 20,0		
			Surface	NH, rear side NT							
			Core	F-Quality, brown							
Decor type	Decor no.	Decor name	Nearest NCS Code / Type of wood								
U	0066	Sand	S 1505-Y20R	●	○	●	○	●	○	X	N
U	0074	Pastel Grey	S 2500-N	●	○	●	○	●	○	X	N
U	0075	Dark Grey	S 5000-N	●	○	●	○	●	○	X	N
U	0144	Costa	S 3005-Y20R	●	○	●	○	●	○	X	N
M	0427	Skyline		●	○	●	○	●	○	X	L
H	5171	Polar Oak	Oak	●	○	●	○	●	○	X	L

Delivery: rear side (NT) up
 All decors are also available
 with rear side (NT) decor 0890
 Balcony White

Max Compact Universal

			Product	Max Compact Universal			
			Format (mm)	2800 x 1300	4100 x 1300	2800 x 1854	4100 x 1854
			Thickness (mm)	2.0 - 13.0	2.0 - 13.0	2.0 - 13.0	2.0 - 13.0
			Surface	FH			
			Core	brown			
Decor type	Decor no.	Decor name	Nearest NCS Code / Type of wood				
U	0746	Hygienic Grey	S 2002 R80Y	○	○	○	○
U	0771	Alabaster	S 0500-N	○	○	○	○
U	0772	Mother of Pearl	S 0804-Y10R	○	○	○	○
U	0773	Ton	S 2010-Y40R	○	○	○	○
U	0774	Fog Grey	S 1502-Y	○	○	○	○
U	0775	Aluminium Grey	S 2500-N	○	○	○	○

Delivery options

- = available in commercial quantities from stock
- = in accordance with current delivery times

3 Palletizing

Star Favorit / Superfront

Product	Star Favorit (E1)		
Core	P2	P5, B1	MDF
Format (mm)	2820 x 2070	2820 x 2070	2800 x 2070
	Thickness (mm)		Piece/Panel
	8.0	8.2	20
	10.0	10.2	25
	12.0	12.0	25
	16.0	16.0	25
	18.0	18.2	25
	19.0	19.0	20
	22.0	22.0	20
	25.0	25.0	20
	28.0	28.0	15
	30.0		15
	38.0	38.2	12

Product	Star Favorit (E1) - Surface SG	
Core	P2	MDF
Format (mm)	2800 x 2050	2800 x 2050
	Thickness (mm)	
	8.0	20
	10.0	20
	12.0	20
	16.0	16.0
	18.0	18.0
	19.0	19.0
	22.0	20
	25.0	20
	28.0	20
	30.0	20

Product	Star Favorit (E1) - Echtmetall	
Core	P2	
Format (mm)	2790 x 1840	
	Thickness (mm)	Piece/Panel
	8.0	14
	10.0	14
	12.0	14
	16.0	20
	18.0	20
	19.0	20
	22.0	14
	25.0	14
	28.0	14
	30.0	14

Product	Star Favorit (E1) – Superfront S0.5		
Core	P2	P5. B1	MDF
Format (mm)	2820 x 2070	2820 x 2070	2800 x 2070
Thickness (mm)			Piece/Panel
12.7	12.7	13.0	25
16.7	16.7	17.0	25
19.7	19.7	20.0	20
22.7	22.7	23.0	20
25.7	25.7	26.0	20
28.7	28.7	29.0	15
30.7			15
38.7			12

Product	Star Favorit (E1) – Superfront S0.5, Surface SG	
Core	P2	MDF
Format (mm)	2800 x 2050	2800 x 2050
Thickness (mm)		Piece/Panel
12.0		20
16.0	16.0	20
	18.0	20
19.0	19.0	20
25.0		20


Product	Star Favorit (E1) – Superfront S1.0	
Core	P2	P5. B1
Format (mm)	2820 x 2070	2820 x 2070
Thickness (mm)		Piece/Panel
13.3	13.3	25
17.3	17.3	25
20.3	20.3	20
23.3	23.3	20
26.3	26.3	20
29.3	29.3	15
31.3		15
39.3		12

Product	Star Favorit (E1) – Superfront S1.0, Surface SG	
Core	P2	
Format (mm)	2800 x 2050	
Thickness (mm)		Piece/Panel
13.0		20
17.0		20
20.0		20
25.5		20


Delivery options

- = available in commercial quantities from stock
- = in accordance with current delivery times

4 Legend



Star Favorit 0027 GA, 0414 GA, 2206 FH



Surface LI Lignum

Surfaces

AP	=	Aptico
FH	=	Fine Hammer Embossed
FB	=	Fabrica
GA	=	Grafica
IP	=	Interior Plus
LI	=	Lignum
MT	=	Matt
MI	=	Mito
NA	=	Natura
NG	=	Gloss
NH	=	Hexa
NN	=	Enduro
NT	=	NT
NY	=	Sky
PM	=	Pore Matt
RM	=	Real Matt
RO	=	Rigo
SF	=	Soft Finish
SG	=	Mirror Gloss (Rear side: SF)
SU	=	Structura
SX	=	Saxum

Delivery options

- = available in commercial quantities from stock
- = in accordance with current delivery times
- = available via REHAU

Decor types

C	=	Authentic
E	=	Real Metal
H	=	Natur/Nature
M	=	Material
P	=	Neon
S	=	Specials
U	=	Uni/Colour

Decor/Decor direction

X	=	Decor on both sides
L	=	This decor is directional (Length).
C	=	This decor is directional (Cross). Please consider this during optimisation and cutting.
R	=	This decor is directional. Please consider this during optimisation and cutting.
N	=	This decor is directionless. You can turn it during cutting.

Fundermax Deutschland GmbH

Mundenheimer Weg 2
D-67117 Limburgerhof
infogermany@fundermax.biz
www.fundermax.com

Fundermax France S.a.r.l.

3 Cours Albert Thomas
F-69003 Lyon
T +33 (0)4 78 68 28 31
infofrance@fundermax.biz
www.fundermax.com

Fundermax India Pvt. Ltd.

Sy. No. 7, Honnenahalli, Doddballapur Road,
IND-Yelahanka Hobli, Bangalore - 560064
T +96113 99211
officeindia@fundermax.biz
www.fundermax.in

Fundermax Italia s.r.l.

Viale Venezia 22
I-33052 Cervignano del Friuli
infoitaly@fundermax.biz
www.fundermax.com

Fundermax North America, Inc.

9401-P Southern Pine Blvd.
Charlotte, NC 28273, U.S.
T +1 980 299 0035
office.america@fundermax.biz
www.fundermax.us

Fundermax Polska Sp. z o.o.

ul. Rybitwy 12
PL-30-722 Kraków
T +48 (0)12 65 34 528
infopoland@fundermax.biz

Fundermax Swiss AG

Industriestrasse 38
CH-5314 Kleindöttingen
T +41 (0)56 268 83 11
infoswiss@fundermax.biz
www.fundermax.com

Fundermax GmbH

Klagenfurter Straße 87-89, A-9300 St. Veit/Glan

T: +43 (0)5 9494-0, F: +43 (0)5 9494-4200

office@fundermax.at

www.fundermax.at