

# ENVIRONMENTAL PRODUCT DECLARATION

as per ISO 14025 and EN 15804+A2

Owner of the Declaration	Fundermax GmbH
Publisher	Institut Bauen und Umwelt e.V. (IBU)
Programme holder	Institut Bauen und Umwelt e.V. (IBU)
Declaration number	EPD-FMX-20240364-IBA1-EN
Issue date	19.11.2024
Valid to	18.11.2029


**Fundermax MAX Compact Interior**  
**Fundermax GmbH**

[www.ibu-epd.com](http://www.ibu-epd.com) | <https://epd-online.com>



ECO PLATFORM

**EPD**  
VERIFIED



## 1. General Information

### Fundermax GmbH

#### Programme holder

IBU – Institut Bauen und Umwelt e.V.  
Hegelplatz 1  
10117 Berlin  
Germany

#### Declaration number

EPD-FMX-20240364-IBA1-EN

#### This declaration is based on the product category rules:

Laminates, 01.08.2021  
(PCR checked and approved by the SVR)

#### Issue date

19.11.2024

#### Valid to

18.11.2029



Dipl.-Ing. Hans Peters  
(Chairman of Institut Bauen und Umwelt e.V.)



Florian Pronold  
(Managing Director Institut Bauen und Umwelt e.V.)

### Fundermax MAX Compact Interior

#### Owner of the declaration

Fundermax GmbH  
Klagenfurter Straße 87-89  
9300 St. Veit/Glan  
Austria

#### Declared product / declared unit

1 m<sup>2</sup> Fundermax MAX Compact Interior high-pressure laminate with a thickness of 6 mm (8.9 kg/m<sup>2</sup>)

#### Scope:

This EPD is based on a declared unit of 1 m<sup>2</sup> MAX Compact Interior high-pressure laminate with a thickness of 6 mm (8.9 kg/m<sup>2</sup>) manufactured at the Wiener Neudorf (Austria) production plant with the brand name MAX Compact Interior.

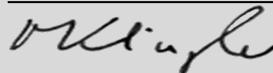
A separate EPD annex contains further information on the environmental impact of MAX Compact Exterior with thicknesses: 10, 13 and 20 mm.

The owner of the declaration shall be liable for the underlying information and evidence; the IBU shall not be liable with respect to manufacturer information, life cycle assessment data and evidences.

The EPD was created according to the specifications of EN 15804+A2. In the following, the standard will be simplified as *EN 15804*.

#### Verification

The standard EN 15804 serves as the core PCR	
Independent verification of the declaration and data according to ISO 14025:2011	
<input type="checkbox"/>	internally
<input checked="" type="checkbox"/>	externally



Matthias Klingler,  
(Independent verifier)

## 2. Product

### 2.1 Product description/Product definition

MAX Compact Interior are decorative high-pressure laminates (HPL) in accordance with *EN 438 Part 4* (MAX Compact Interior) for use as wall and ceiling panelling and as furniture panels for interior applications. Decorative high-pressure laminates are manufactured from cellulose fibre sheets and hardenable resins. They can be produced in various colours and patterns with different surface structures. MAX Compact Interior can be glued, screwed or riveted to substructures such as metal and wood. In addition, a variety of other fastening and joining methods can be used.

Regulation (EU) No. 305/2011 (CPR) applies to the placing on the market of the product as an HPL multilayer composite panel in the EU/EFTA (with the exception of Switzerland). The product requires a declaration of performance in accordance with *EN438-7:2005, High-pressure decorative laminates (HPL) – Sheets based on thermosetting resins (Usually called Laminates) – Part 7: Compact laminate and HPL composite panels for internal and external wall and ceiling finishes* and CE marking.

The use of the product is subject to the respective national regulations at the place of use, in Germany for example the building regulations of the federal states, and the technical provisions based on these regulations.

### 2.2 Application

MAX Compact Interior can be used in both private and public areas. They are particularly suitable for residential areas, hospitals, public buildings, railway stations and airports, public transport, hotels, schools, business premises, sports facilities and industrial applications. The special properties of MAX Compact Interior allow it to be used in highly stressed interior areas as wall and ceiling panelling, balustrade infills, furniture, tables, column cladding, play equipment, etc.

### 2.3 Technical Data

The data in the declaration of performance apply to the performance values of the product.

#### Structural data

Name	Value	Unit
Reaction to fire standard quality EN 13501-1	D - s2, d0	-
Reaction to fire F-Quality EN 13501-1	B - s2, d0	-
Resistance to fixings EN 438-7 Abs 4.5	≥ 2000	N
Flexural strength ISO 178	≥ 80	MPa
E-Modulus ISO 178	≥ 9000	MPa
Formaldehyde emission EN 717-1	≤ 0.13	mg/m <sup>3</sup>
Resistance to climatic shock EN 438-2.19	pass	-
Durability Resistance to immersion in boiling water EN 438-2.12	pass	-
Durability Resistance to wet conditions EN 438-2.15	pass	-
Density ISO 1183-1	≥ 1350	kg/m <sup>3</sup>

Performance values of the product according to the declaration of performance in relation to its essential characteristics in accordance with *EN 438-7:2005, High-pressure decorative laminates (HPL) – Sheets based on thermosetting resins (Usually called Laminates) – Part 7: Compact laminate and HPL composite panels for internal and external wall and ceiling finishes*.

### 2.4 Delivery status

MAX Compact Interior is available as full panels or cut to size with a maximum length of 4100 mm and a maximum width of 1850 mm. MAX Compact Interior is available in thicknesses of 2-25 mm.

### 2.5 Base materials/Ancillary materials

Compact panels with a thickness of 6 mm and an average density of 1480 kg/m<sup>3</sup> consist of (data in mass % per 1 m<sup>2</sup> of production):

- Decor paper 0.40 - 5.45 %
- Kraft paper 59 - 67 %
- Melamine resin 0.40 - 5.45 %
- Phenolic resin 29 - 34 %

Flame-retardant versions also contain up to 4 % phosphorus-based flame retardants.

All boards and laminates of FunderMax are articles according to REACH Article 3 (3).

1) The product/article/at least one sub-article contains substances from the ECHA list of substances of very high concern (SVHC) that are eligible for authorization (date 14.07.2021) above 0.1% by mass: no.

2) The product/article/at least one sub-article contains other CMR substances of category 1A or 1B that are not on the candidate list, above 0.1% by mass in at least one sub-article: no.

3) Biocidal products have been added to this construction product or it has been treated with biocidal products (it is therefore a treated article within the meaning of the Biocidal Products Regulation (EU) No. 528/2012): no.

### 2.6 Manufacture

Compact laminates are produced by pressing cellulose fibre webs impregnated with curable resins while applying heat (temperature ≥ 120 °C) and high pressure (≥ 5 MPa), resulting in a homogeneous, non-porous material with increased density (≥ 1.35 g/cm<sup>3</sup>) and the required surface quality.

### 2.7 Environment and health during manufacturing

Waste heat is recovered via heat exchangers.

### 2.8 Product processing/Installation

The processing properties displayed by FunderMax Compact panels are similar to those when processing hardwood. Tools with carbide tips are essential. Compact panels can be used on substrates or can even be self-supporting if they are of the corresponding thickness. For this, they are fixed using screws or rivets, or glued to substructures. Standard safety guidelines concerning dust precipitation, dust extraction, fire prevention etc. must be observed during processing.

### 2.9 Packaging

The laminate panels are placed on wooden pallets with base and cover panels (chipboard or polypropylene multiwall sheet), wrapped in polyethylene film if required, and strapped with plastic straps. The plastic straps are made of PET (polyethylene terephthalate).

### 2.10 Condition of use

The resins and therefore the Compact panels remain permanently stable even when used outdoors. No substances

are leached. The mechanical properties remain constant.

## 2.11 Environment and health during use

MAX Compact laminates are a cured, thermosetting material. Emissions of formaldehyde or VOCs are extremely low and fall well below the legal requirements. In everyday use, they are approved for contact with food. Due to their extremely low permeability, they are well suited as a barrier against emissions (e.g. formaldehyde) from the substrate. The decorative surfaces are largely resistant to all common household solvents and chemicals; the material has therefore been used for many years in areas of application where cleanliness and hygiene are essential. The closed surface can be easily disinfected using hot water, steam or all disinfectants used in hospitals and commercial applications.

## 2.12 Reference service life

Due to the wide range of possible applications, it is not possible to specify a standardised service life. However, the service life can extend to over 50 years, even in highly stressed areas such as public spaces or in damp room applications *Life cycle costs of façades*.

## 2.13 Extraordinary effects

### Fire

Fire protection (tests according to *EN 13823* and *ISO 11925-2* in accordance with *EN 13501-1*). MAX Compact laminates panels are difficult to set on fire and have the property of delaying the spread of flames, thus extending the escape time. In the event of incomplete combustion, toxic substances may also be present in the smoke, as with any other organic material. On customer request, MAX Compact Interior is available in F-quality and contains halogen-free flame retardants. In the event of fires involving MAX Compact Interior, the same fire-fighting techniques can be used as for other wood-containing building materials.

## Fire protection

MAX Compact Interior (Standard quality)

Name	Value
Building material class EN 13501-1	D
Smoke gas development EN 13501-1	s2
Burning droplets EN 13501-1	d0

MAX Compact Interior F-Quality meets the requirements of class B - s2, d0

## Water

MAX Compact laminates are water-resistant. Stagnant moisture must be avoided. No ingredients that are harmful to health are washed out.

## Mechanical destruction

MAX Compact laminates are characterised by very high mechanical resistance. However, if they break due to force, sharp-edged fragments can occur.

## 2.14 Re-use phase

MAX Compact laminates can be reused for the same or a different purpose after disassembly and removal of the fasteners.

Material recycling is generally not possible. Energy recovery in industrial furnaces is recommended due to the high calorific value.

## 2.15 Disposal

Energy recovery.

Waste code according to *ÖNORM S 2100:18702*.

Waste code according to EWC: 17 02 01/03.

## 2.16 Further information

Further information on the properties, processing and treatment of MAX laminates can be found at [www.fundermax.at](http://www.fundermax.at)

## 3. LCA: Calculation rules

### 3.1 Declared Unit

This EPD refers to a declared unit of 1 m<sup>2</sup> MAX Compact Interior high-pressure laminate with a thickness of 6 mm and a surface weight of 8.9 kg/m<sup>2</sup>. Packaging is considered in the LCA.

#### Declared Unit

Name	Value	Unit
Declared unit	1	m <sup>2</sup>
Grammage	8.9	kg/m <sup>2</sup>
Layer thickness	0.006	m

Other declared units are allowed if the conversion is shown transparently.

High-pressure laminates with the brand name MAX Compact Interior are manufactured at the Wiener Neudorf (Austria) site of Fundermax.

MAX Compact Interior high-pressure laminates are available in different thicknesses. Therefore, a separate EPD annex contains further information on the environmental impact of MAX Compact Interior with thicknesses: 10, 13, and 20 mm.

### 3.2 System boundary

The life cycle assessment of MAX Compact Interior high-pressure laminate refers to a cradle-to-gate analysis of the environmental impacts with modules C1–C4 and D (A1–A3, +

C, +D). The following life cycle phases are taken into consideration in the analysis:

#### Module A1–A3 | Production stage

The production stage includes the upstream burdens of raw material supply (kraft paper, decor paper, phenolic resin, melamine resin, etc.) and their transport to the manufacturing plant in Wiener Neudorf. Impregnation, coating, drying, cutting, pressing, finishing and packaging of the product are taken into account. Material and energy flows for the production process are represented based on primary data of the manufacturing plant. Electrical energy is provided by the Austrian grid. Thermal energy is provided by natural gas and regenerative thermal oxidation (RTO).

#### Module C1 | Deconstruction and demolition

The products are dismantled manually, with little use of machinery. The energy required to dismantle the products can therefore be assumed as a negligible factor. No impacts from the deconstruction of the products are declared.

#### Module C2 | Transport to disposal

Module C2 includes the transport to disposal. For this purpose, transport by truck over a distance of 50 km is assumed as a scenario.

#### Module C3 | Waste treatment

Compact products are assumed to be incinerated with energy recovery in a waste incineration plant at the end of their life.



The emissions from incineration are declared in module C3. Based on information from Sphera, the R1 value of the waste incineration plant is assumed to be greater than 0.6.

#### Module C4 | Disposal

The environmental impacts from the energy recovery of the declared products are declared in module C3. Therefore, no further impacts are to be declared in module C4.

#### Module D | Benefits and loads beyond the system boundary

Module D describes the substitution potential for heat and electricity from the energy recovery of the product in Module C3 in the form of a European average scenario.

### 3.3 Estimates and assumptions

Assumptions and approximations are applied in case of a lack of representative data. All assumptions and approximations are documented precisely and represent a best-guess representation of reality.

Regional applicability of the used background data refers to average data under European or German conditions. German data were used for the Austrian market whenever European or Austrian average data were not available.

### 3.4 Cut-off criteria

The LCA model covers all available input and output flows, which can be represented based on robust data and from which a significant contribution can be expected. Data gaps are filled with conservative assumptions of average data or generic data if available and are documented accordingly. Only data with a contribution of less than 1 % were cut off. Thus, no data were neglected, of which a substantial impact is to be expected. All relevant data were collected comprehensively. Cut-off material and energy flows were chosen carefully based on their expected quantitative contribution as well as potential environmental impacts. Thus, it can be assumed that the sum of all neglected input flows does not account for more than 5 % of the total material, water and energy flows. Environmental impacts of machines, plant and infrastructure were not included.

### 3.5 Background data

This study uses generic background data for the evaluation of upstream environmental impacts from the *MLC* database version 2023.2.

### 3.6 Data quality

Data collection is based on industry specific questionnaires. It follows an iterative process clarifying questions via e-mail, telephone calls or in personal and online meetings, respectively. Intensive discussions between Fundermax and Daxner & Merl result in an accurate mapping of product related material and energy flows. This leads to a high quality of foreground data collected. Data collection relies on a consistent process according to *ISO 14044*.

The representation of the kraft paper and formaldehyde used for the production of high-pressure laminates is based on supplier-specific primary data. This results in high data quality.

The technological, geographical, and time-related representativeness of the database was kept in mind when selecting background data. Whenever specific data were missing, either generic datasets or representative average data were used instead. The implemented *MLC*-background datasets refer to the latest versions available and are carefully chosen.

### 3.7 Period under review

Foreground data were collected in the 2022 production year, and the data are based on the volumes produced on an annual basis.

### 3.8 Geographic Representativeness

Land or region, in which the declared product system is manufactured, used or handled at the end of the product's lifespan: Austria

### 3.9 Allocation

Many different product lines are manufactured at the Wiener Neudorf site. The allocation of input and output flows for the manufacturing of the laminates were recorded for the plant's total annual production at the plant. The allocation of energy, auxiliary materials and packaging used as well as waste and emissions from the RTO is based on the mass share of the product lines in total production.

For the main raw materials, a distinct allocation to the declared product lines is possible.

Varying allocation keys were used for raw materials that are utilized in different product lines:  
Kraft paper is allocated to MAX Compact Interior and HPL via the mass share of the product lines.  
A constant amount of decor grammage is used for all product thicknesses of a product line, which leads to the mass proportion of decor decreasing as the board thickness increases. The mass proportion of the core increases proportionally with the board thickness. The raw materials required for the various components (core / decor) were therefore allocated based on the respective mass proportion.

### 3.10 Comparability

Basically, a comparison or an evaluation of EPD data is only possible if all the data sets to be compared were created according to *EN 15804* and the building context, respectively the product-specific characteristics of performance, are taken into account.

The *MLC* 2023.2 background database in the *LCA FE* -software--version 10 was used to calculate the LCA.

## 4. LCA: Scenarios and additional technical information

### Characteristic product properties of biogenic carbon

During tree growth, the wood assimilates carbon dioxide and stores biogenic carbon. The carbon stored in the product is declared in the following table.

Note: 1 kg biogenic carbon is equivalent to 44/12 kg CO<sub>2</sub>.

### Information on describing the biogenic carbon content at factory gate

Name	Value	Unit
Biogenic carbon content in product	2.58	kg C
Biogenic carbon content in accompanying packaging	0.001	kg C

### Installation into the building (A5)

The end of life of the product packaging is not declared in module A5.

Name	Value	Unit
Packaging (Wood)	0.00003	kg/m <sup>2</sup>
Packaging (Plastic)	0.012	kg/m <sup>2</sup>
Packaging (Paper)	0.002	kg/m <sup>2</sup>

### End of life (C1–C4)

Name	Value	Unit
Energy recovery	8.9	kg

### Re-Use, recovery and recycling potential (D), relevant scenario information

Name	Value	Unit
Processing rate	100	%
Efficiency of plant	> 0.6	

## 5. LCA: Results

The following table contains the life cycle assessment results for a declared unit of 1 m<sup>2</sup> Fundermax MAX Compact Interior high-pressure laminates with a surface weight of 8.9 kg/m<sup>2</sup> and a thickness of 6 mm.

### DESCRIPTION OF THE SYSTEM BOUNDARY (X = INCLUDED IN LCA; MND = MODULE OR INDICATOR NOT DECLARED; MNR = MODULE NOT RELEVANT)

Product stage			Construction process stage		Use stage							End of life stage				Benefits and loads beyond the system boundaries
Raw material supply	Transport	Manufacturing	Transport from the gate to the site	Assembly	Use	Maintenance	Repair	Replacement	Refurbishment	Operational energy use	Operational water use	De-construction demolition	Transport	Waste processing	Disposal	Reuse-Recovery-Recycling-potential
A1	A2	A3	A4	A5	B1	B2	B3	B4	B5	B6	B7	C1	C2	C3	C4	D
X	X	X	MND	MND	MND	MND	MNR	MNR	MNR	MND	MND	X	X	X	X	X

### RESULTS OF THE LCA - ENVIRONMENTAL IMPACT according to EN 15804+A2: 1 m<sup>2</sup> MAX Compact Interior high-pressure laminate (8.9 kg/m<sup>2</sup>)

Parameter	Unit	A1-A3	C1	C2	C3	C4	D
Global Warming Potential total (GWP-total)	kg CO <sub>2</sub> eq	9.67E+00	0	3.19E-02	1.43E+01	0	-4.16E+00
Global Warming Potential fossil fuels (GWP-fossil)	kg CO <sub>2</sub> eq	1.91E+01	0	3.15E-02	4.81E+00	0	-4.14E+00
Global Warming Potential biogenic (GWP-biogenic)	kg CO <sub>2</sub> eq	-9.41E+00	0	8.57E-05	9.45E+00	0	-1.87E-02
Global Warming Potential luluc (GWP-luluc)	kg CO <sub>2</sub> eq	1.11E-02	0	2.95E-04	1.18E-04	0	-2.7E-04
Depletion potential of the stratospheric ozone layer (ODP)	kg CFC11 eq	7.39E-11	0	4.15E-15	1.82E-12	0	-3.26E-11
Acidification potential of land and water (AP)	mol H <sup>+</sup> eq	2.99E-02	0	6.41E-05	2.62E-03	0	-5.19E-03
Eutrophication potential aquatic freshwater (EP-freshwater)	kg P eq	2.58E-05	0	1.17E-07	5.28E-07	0	-6.73E-06
Eutrophication potential aquatic marine (EP-marine)	kg N eq	1.04E-02	0	2.64E-05	9.02E-04	0	-1.52E-03
Eutrophication potential terrestrial (EP-terrestrial)	mol N eq	9.72E-02	0	3.01E-04	1.19E-02	0	-1.62E-02
Formation potential of tropospheric ozone photochemical oxidants (POCP)	kg NMVOC eq	2.87E-02	0	5.73E-05	2.42E-03	0	-4.22E-03
Abiotic depletion potential for non fossil resources (ADPE)	kg Sb eq	1.03E-05	0	2.11E-09	1.63E-08	0	-2.98E-07
Abiotic depletion potential for fossil resources (ADPF)	MJ	4.35E+02	0	4.34E-01	4.41E+00	0	-7.65E+01
Water use (WDP)	m <sup>3</sup> world eq deprived	9.4E-01	0	3.85E-04	1.36E+00	0	-3.95E-01

### RESULTS OF THE LCA - INDICATORS TO DESCRIBE RESOURCE USE according to EN 15804+A2: 1 m<sup>2</sup> MAX Compact Interior high-pressure laminate (8.9 kg/m<sup>2</sup>)

Parameter	Unit	A1-A3	C1	C2	C3	C4	D
Renewable primary energy as energy carrier (PERE)	MJ	3.18E+01	0	3.16E-02	8.89E+01	0	-2.23E+01
Renewable primary energy resources as material utilization (PERM)	MJ	8.78E+01	0	0	-8.78E+01	0	0
Total use of renewable primary energy resources (PERT)	MJ	1.2E+02	0	3.16E-02	1.06E+00	0	-2.23E+01
Non renewable primary energy as energy carrier (PENRE)	MJ	3.7E+02	0	4.36E-01	6.94E+01	0	-7.65E+01
Non renewable primary energy as material utilization (PENRM)	MJ	6.5E+01	0	0	-6.5E+01	0	0
Total use of non renewable primary energy resources (PENRT)	MJ	4.35E+02	0	4.36E-01	4.41E+00	0	-7.65E+01
Use of secondary material (SM)	kg	5.59E+00	0	0	0	0	0
Use of renewable secondary fuels (RSF)	MJ	0	0	0	0	0	0
Use of non renewable secondary fuels (NRSF)	MJ	0	0	0	0	0	0
Use of net fresh water (FW)	m <sup>3</sup>	1.21E-01	0	3.46E-05	3.21E-02	0	-1.8E-02

### RESULTS OF THE LCA – WASTE CATEGORIES AND OUTPUT FLOWS according to EN 15804+A2: 1 m<sup>2</sup> MAX Compact Interior high-pressure laminate (8.9 kg/m<sup>2</sup>)

Parameter	Unit	A1-A3	C1	C2	C3	C4	D
Hazardous waste disposed (HWD)	kg	1.75E-04	0	1.35E-12	9.04E-11	0	-4.07E-09
Non hazardous waste disposed (NHWD)	kg	9.84E-01	0	6.65E-05	6.55E-01	0	-3.78E-02
Radioactive waste disposed (RWD)	kg	9.9E-03	0	8.16E-07	1.98E-04	0	-5.91E-03
Components for re-use (CRU)	kg	0	0	0	0	0	0
Materials for recycling (MFR)	kg	0	0	0	0	0	0
Materials for energy recovery (MER)	kg	9.75E-01	0	0	0	0	0
Exported electrical energy (EEE)	MJ	0	0	0	1.97E+01	0	0
Exported thermal energy (EET)	MJ	0	0	0	3.55E+01	0	0

### RESULTS OF THE LCA – additional impact categories according to EN 15804+A2-optional: 1 m<sup>2</sup> MAX Compact Interior high-pressure laminate (8.9 kg/m<sup>2</sup>)

Parameter	Unit	A1-A3	C1	C2	C3	C4	D
-----------	------	-------	----	----	----	----	---

Incidence of disease due to PM emissions (PM)	Disease incidence	ND	ND	ND	ND	ND	ND
Human exposure efficiency relative to U235 (IR)	kBq U235 eq	ND	ND	ND	ND	ND	ND
Comparative toxic unit for ecosystems (ETP-fw)	CTUe	ND	ND	ND	ND	ND	ND
Comparative toxic unit for humans (carcinogenic) (HTP-c)	CTUh	ND	ND	ND	ND	ND	ND
Comparative toxic unit for humans (noncarcinogenic) (HTP-nc)	CTUh	ND	ND	ND	ND	ND	ND
Soil quality index (SQP)	SQP	ND	ND	ND	ND	ND	ND

The additional and optional impact categories according to *EN 15804+A2* are not declared, as the uncertainty of these indicators is classified as high.

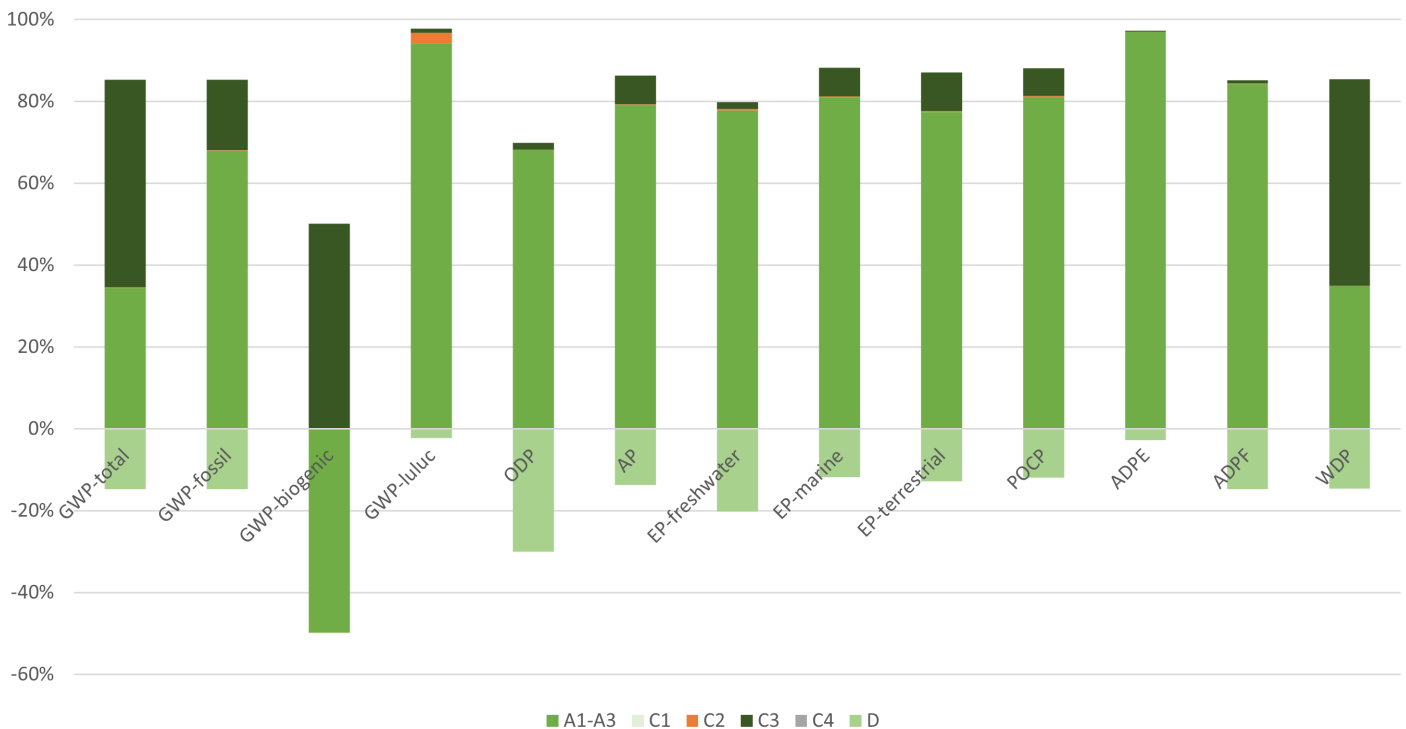
for the indicators 'abiotic depletion potential for non-fossil resources', 'abiotic depletion potential for fossil resources', 'water (user) deprivation potential'. The results of this environmental impact indicator shall be used with care as the uncertainties on these results are high or as there is limited experience with the indicator.

## 6. LCA: Interpretation

The following interpretation contains a summary of the LCA results related to a declared unit of 1 m<sup>2</sup> Fundermax MAX Compact Interior high-pressure laminates with a surface weight of 8.9 kg/m<sup>2</sup> and a thickness of 6 mm.

Since MAX Compact Interior high-pressure laminates with different thicknesses show similar tendencies with regard to the dominance of individual life cycle phases, the following conclusions are also applicable to MAX Compact Interior panels with a thickness of 10, 13 and 20 mm.

### Hot-spot analysis of MAX Compact interior



The comparison of the product's life cycle phases shows a clear dominance of the production phase (modules A1–A3) in all environmental impact categories. The environmental impacts of the production phase are mainly dominated by the supply chain of raw materials for the core of the high-pressure laminates.

Looking closer at the contribution of the biogenic global warming potential (GWP-biogenic), the carbon storage effect of the paper content in the product in module A1–A3 is visible as a negative value.

In accordance with the requirements of *EN 15804+A2*, module C3 declares that the carbon stored in the laminates is released into the atmosphere as biogenic carbon dioxide emissions. This is recognizable as a contribution to the greenhouse effect from biogenic emissions.

Due to the update of the underlying methodology in accordance with *EN 15804+A2*, the results of the previous EPD (EPD-FMX-20190036-IBA2-EN) are not directly comparable with the present, updated version.

## 7. Requisite evidence

### 7.1 Formaldehyde

Test laboratory ISEGA- Forschungs- und Untersuchungs-Gesellschaft mbH. 63704 Aschaffenburg  
 Test report: 22.03.2018  
 Result for overall migration: 0.46 mg/dm<sup>2</sup>

### 7.2. Melamine

Test laboratory ISEGA- Forschungs- und Untersuchungs-Gesellschaft mbH. 63704 Aschaffenburg  
 Test report: 22.03.2018  
 Result for overall migration: 0.01 mg/dm<sup>2</sup>



## 7.3. Phenol

Test laboratory ISEGA- Forschungs- und Untersuchungs-Gesellschaft mbH. 63704 Aschaffenburg

Test report: 22.03.2018

Result for overall migration: < 0.001 mg/dm<sup>2</sup>

## 7.4 Eluat analysis

FUNDERMAX Compact laminates belong to eluate class IIIa according to *ÖNORM S2072* and have the waste code 57101 phenolic and melamine resin according to *ÖNORM S2100*. They are categorised as 'similar to household waste'.

## 7.5 Formaldehyde

Test laboratory: Entwicklungs- und Prüflabor Holztechnologie GmbH, Zellescher Weg 24 01217 Dresden, Germany

Test report: 09.01.2018

Result: The formaldehyde content was tested according to the AgBB scheme for the individual detection of formaldehyde. The product tested fulfils the requirements of the AgBB scheme.

Name	Value	Unit
Formaldehyd after 3 days	0.019	ppm

## 7.6 VOC Emission

Test laboratory: Entwicklungs- und Prüflabor Holztechnologie GmbH, Zellescher Weg 24 01217 Dresden, Germany

Test report: 09.01.2018

Result: The formaldehyde content was tested in accordance with *ISO 16000* and the AgBB scheme. The product tested fulfils the requirements of the AgBB scheme.

Name	Value	Unit
TVOC	0	µg/m <sup>3</sup>
SVOC	0	µg/m <sup>3</sup>
R	0.240	-
VOC without NIK	0	µg/m <sup>3</sup>
Carcinogens	0	µg/m <sup>3</sup>

## 8. References

### Standards

#### EN 438-2

EN 438-2:2019, High-pressure decorative laminates (HPL) – Sheets based on thermosetting resins (laminates) – Part 2: Determination of properties.

#### EN 438-4

EN 438-4:2016-06, High-pressure decorative laminates (HPL) — Sheets based on thermosetting resins (usually called laminates) — Part 4: Classification and specifications for compact laminates of thickness 2 mm and greater.

#### EN 438-6

EN 438-6:2016-06, High-pressure decorative laminates (HPL) — Sheets based on thermosetting resins (usually called laminates) — Part 6: Classification and specifications for Exterior-grade compact laminates of thickness 2 mm and greater.

#### EN 438-7

EN 438-7:2005-04, High-pressure decorative laminates (HPL) – Sheets based on thermosetting resins (Usually called Laminates) – Part 7: Compact laminate and HPL composite panels for internal and external wall and ceiling finishes.

#### EN 717-1

DIN EN 717-1:2005, Wood-based panels - Determination of formaldehyde release - Part 1: Formaldehyde emission by the chamber method.

#### EN 13501-1

EN 13501-1:2019-05, Fire classification of construction products and building elements - Part 1. Classification using data from reaction to fire tests.

#### EN 13823

DIN EN 13823:2023-04, Reaction to fire tests for building products - Building products excluding floorings exposed to the thermal attack by a single burning item.

#### EN 15804

DIN EN 15804:2012-04+ A2:2019+AC:2021, Sustainability of construction works - Environmental Product Declarations - Core rules for the product category of construction products.

#### ISO 178

ISO 178:2019-08, Plastics - Determination of flexural properties.

#### ISO 1183-1

ISO 1183-1:2019-09, Plastics. Methods for determining the density of non-cellular plastics -Part 1. Immersion method, liquid pycnometer method and titration method.

#### ISO 11925-2

ISO 11925-2:2020-07, Reaction to fire tests. Ignitability of products subjected to direct impingement of flame - Part 2. Single-flame source test.

#### ISO 14025

DIN EN ISO 14025:2011--10, Environmental labels and declarations - Type III environmental declarations - Principles and procedures.

#### ISO 14044

DIN EN ISO 14044:2006-10, Environmental management. Life cycle assessment. Requirements and guidelines.

#### ISO 16000

DIN EN ISO 16000-1:2006-06, Indoor air.

#### ÖNORM S 2072

ÖNORM S 2072:1990-12-01, Eluate classes; hazard potential of waste.

#### ÖNORM S 2100

ÖNORM S 2100:2005-10-01, Waste catalogue.

### Further literature

#### FunderMax Formaldehyde Test report, 2018

Entwicklungs- und Prüflabor Holztechnologie GmbH, Zellescher Weg 24 01217 Dresden, Germany.

#### FunderMax Migration Test report, 2018

Entwicklungs- und Prüflabor Holztechnologie GmbH

Zellescher Weg 24 01217 Dresden- Germany.

## **FunderMax VOC Test report, 2019**

Entwicklungs- und Prüflabor Holztechnologie GmbH  
Zellescher Weg 24 01217 Dresden- Germany.

## **IBU 2021**

Institut Bauen und Umwelt e.V.: General Programme  
Instructions for the  
Preparation of EPDs at the Institut Bauen und Umwelt e.V.,  
Version 2.0 Institut Bauen und Umwelt e.V., Berlin. 2021.  
[www.ibu-epd.com](http://www.ibu-epd.com).

## **Candidate list**

List of substances of very high concern for authorisation  
(14.06.2023), published in accordance with Article 59(10) of the  
REACH Regulation. European Chemicals Agency.

## **LCA FE**

LCA FE 10, LCA for Experts Software System and Database for  
Life Cycle Engineering. Version 10.7.1.28. Sphera, 1992-2023.

## **Life cycle costs of façades**

Life cycle costs of façades; life cycle cost analysis of  
selected façade systems based on a multi-storey model  
residential building and various maintenance and cleaning

scenarios; Danube University Krems, Department of Building  
and Environment, 19 August 2015.

## **MLC**

MLC 2023.2, Database for Life Cycle Engineering implemented  
in LCA for Experts software system. DB v10.7 2023.2. Sphera,  
1992-2023. Available at: <https://lcadatabase.sphera.com/>.

## **PCR Part A**

Product category rules for building -related products and  
services. Part A: Calculation rules for the life cycle assessment  
and requirements for the project report in accordance with EN  
15804+A2:2019. Version 1.3. Berlin: Institut Bauen und Umwelt  
e.V. (eds.), 2022.

## **PCR Laminates**

Product category rules for building -related products and  
services. Part B: EPD requirements for laminates. Version 10,  
Berlin: Institut Bauen und Umwelt e.V., 30 April 2024.

## **REACH Regulation**

Reach Regulation N° 1907:2006, Regulation (EC) No  
1907/2006 of the European Parliament and of the Council of 18  
December 2006.



**Publisher**

Institut Bauen und Umwelt e.V.  
Hegelplatz 1  
10117 Berlin  
Germany

+49 (0)30 3087748- 0  
info@ibu-epd.com  
www.ibu-epd.com

---



**Programme holder**

Institut Bauen und Umwelt e.V.  
Hegelplatz 1  
10117 Berlin  
Germany

+49 (0)30 3087748- 0  
info@ibu-epd.com  
www.ibu-epd.com

---



**Author of the Life Cycle Assessment**

Daxner & Merl GmbH  
Schleifmühlgasse 13/24  
1040 Wien  
Austria

+43 676 849477826  
office@daxner-merl.com  
www.daxner-merl.com

---

**Fundermax**

**Owner of the Declaration**

Fundermax GmbH  
Klagenfurter Straße 87-89  
9300 St. Veit/Glan  
Austria

+43 (0)5/9494-0  
office@fundermax.at  
www.fundermax.at

# Annex

## For Fundermax MAX Compact Interior

to the

**ENVIRONMENTAL PRODUCT DECLARATION**  
as per *ISO 14025* and *EN 15804+A2*

Owner of the Declaration	Fundermax GmbH
Declaration number	EPD-FMX-20240364-IBA1-EN
Issue date	See EPD
Valid to	See EPD

[www.ibu-epd.com](http://www.ibu-epd.com) / <https://epd-online.com>



## General Information

This annex contains the LCA results for a declared unit of 1 m<sup>2</sup> MAX Compact Interior high-pressure laminate with a thickness of

- 10 mm and a surface weight of 14.8 kg/m<sup>2</sup>
- 13 mm and a surface weight of 19.2 kg/m<sup>2</sup>
- 20 mm and a surface weight of 29.6 kg/m<sup>2</sup>

manufactured at the Fundermax site in Wiener Neudorf (Austria) with the brand name MAX Compact Interior. Packaging is considered in the LCA. All scenarios correspond to the descriptions in the EPD.



## General Information on use stages

Product specific information for Fundermax MAX Compact Interior with a thickness of 6mm (8.9 kg/m<sup>2</sup>) is available in the EPD. [Declaration number: EPD-FMX-20240364-IBA1-EN].

## 2. LCA: Scenarios and additional technical information

### Characteristic product properties of biogenic carbon

During tree growth, the wood assimilates carbon dioxide and stores biogenic carbon. The carbon stored in the product is declared in the following table.

Note: 1 kg biogenic carbon is equivalent to 44/12 kg CO<sub>2</sub>

### Information on describing the biogenic Carbon Content at factory gate

Name	10 mm	13 mm	20 mm	Unit
Biogenic carbon content in product	4.31	5.61	8.64	kg C
Biogenic carbon content in accompanying packaging	0.002	0.002	0.003	kg C

### Installation into the building (A5)

The end of life of the product packaging is not declared in module A5.

Packaging	10 mm	13 mm	20 mm	Unit
Packaging (Paper)	0.004	0.005	0.007	kg/m <sup>2</sup>
Packaging (Plastic)	0.021	0.027	0.042	kg/m <sup>2</sup>
Packaging (Wood)	0.0001	0.0001	0.0001	kg/m <sup>2</sup>

### End of life (C1–C4)

Name	10 mm	13 mm	20 mm	Unit
Energy recovery	14.8	19.2	29.6	kg

### Re-Use, recovery and recycling potential (D), relevant scenario information

Name	10 mm	13 mm	20 mm	Unit
Processing rate	100	100	100	%
Efficiency of plant	> 0.6	> 0.6	> 0.6	

### 3. LCA: Results

#### DESCRIPTION OF THE SYSTEM BOUNDARY (X = INCLUDED IN LCA; ND = MODULE OR INDICATOR NOT DECLARED; MNR = MODULE NOT RELEVANT)

PRODUCT STAGE			CONSTRUCTION PROCESS STAGE		USE STAGE							END OF LIFE STAGE				BENEFITS AND LOADS BEYOND THE SYSTEM BOUNDARIES
Raw material supply	Transport	Manufacturing	Transport from the gate to the site	Assembly	Use	Maintenance	Repair	Replacement	Refurbishment	Operational energy use	Operational water use	De-construction demolition	Transport	Waste processing	Disposal	Reuse-Recovery-Recycling-potential
A1	A2	A3	A4	A5	B1	B2	B3	B4	B5	B6	B7	C1	C2	C3	C4	D
X	X	X	MND	MND	MND	MND	MNR	MNR	MNR	MND	MND	X	X	X	X	X

#### RESULTS OF THE LCA - ENVIRONMENTAL IMPACT according to EN 15804+A2: 1 m<sup>2</sup> MAX Compact Interior high-pressure laminate (14.8 kg /m<sup>2</sup>, 10 mm)

Core Indicator	Unit	A1-A3	C1	C2	C3	C4	D
GWP-total	[kg CO <sub>2</sub> -Eq.]	1.53E+01	0.00E+00	5.32E-02	2.38E+01	0.00E+00	-6.93E+00
GWP-fossil	[kg CO <sub>2</sub> -Eq.]	3.10E+01	0.00E+00	5.26E-02	7.97E+00	0.00E+00	-6.90E+00
GWP-biogenic	[kg CO <sub>2</sub> -Eq.]	-1.57E+01	0.00E+00	1.43E-04	1.58E+01	0.00E+00	-3.12E-02
GWP-luluc	[kg CO <sub>2</sub> -Eq.]	1.85E-02	0.00E+00	4.92E-04	1.96E-04	0.00E+00	-4.50E-04
ODP	[kg CFC11-Eq.]	1.22E-10	0.00E+00	6.92E-15	3.02E-12	0.00E+00	-5.43E-11
AP	[mol H <sup>+</sup> -Eq.]	4.62E-02	0.00E+00	1.07E-04	4.38E-03	0.00E+00	-8.64E-03
EP-freshwater	[kg P-Eq.]	3.79E-05	0.00E+00	1.94E-07	8.79E-07	0.00E+00	-1.12E-05
EP-marine	[kg N-Eq.]	1.55E-02	0.00E+00	4.41E-05	1.51E-03	0.00E+00	-2.53E-03
EP-terrestrial	[mol N-Eq.]	1.52E-01	0.00E+00	5.02E-04	1.99E-02	0.00E+00	-2.70E-02
POCP	[kg NMVOC-Eq.]	4.52E-02	0.00E+00	9.55E-05	4.04E-03	0.00E+00	-7.04E-03
ADPE	[kg Sb-Eq.]	1.09E-05	0.00E+00	3.53E-09	2.72E-08	0.00E+00	-4.96E-07
ADPF	[MJ]	7.14E+02	0.00E+00	7.24E-01	7.35E+00	0.00E+00	-1.27E+02
WDP	[m <sup>3</sup> world-Eq deprived]	1.68E+00	0.00E+00	6.42E-04	2.27E+00	0.00E+00	-6.58E-01

Caption: GWP = Global warming potential; ODP = Depletion potential of the stratospheric ozone layer; AP = Acidification potential of land and water; EP = Eutrophication potential; POCP = Formation potential of tropospheric ozone photochemical oxidants; ADPE = Abiotic depletion potential for non-fossil resources; ADPF = Abiotic depletion potential for fossil resources; WDP = Water (user) deprivation potential

#### RESULTS OF THE LCA - INDICATORS TO DESCRIBE RESOURCE USE according to EN 15804+A2: 1 m<sup>2</sup> MAX Compact Interior high-pressure laminate (14.8 kg /m<sup>2</sup>, 10 mm)

Indicator	Unit	A1-A3	C1	C2	C3	C4	D
PERE	[MJ]	4.92E+01	0.00E+00	5.27E-02	1.49E+02	0.00E+00	-3.71E+01
PERM	[MJ]	1.47E+02	0.00E+00	0.00E+00	-1.47E+02	0.00E+00	0.00E+00
PERT	[MJ]	1.96E+02	0.00E+00	5.27E-02	1.77E+00	0.00E+00	-3.71E+01
PENRE	[MJ]	6.07E+02	0.00E+00	7.27E-01	1.15E+02	0.00E+00	-1.27E+02
PENRM	[MJ]	1.08E+02	0.00E+00	0.00E+00	-1.08E+02	0.00E+00	0.00E+00
PENRT	[MJ]	7.15E+02	0.00E+00	7.27E-01	7.35E+00	0.00E+00	-1.27E+02
SM	[kg]	9.46E+00	0.00E+00	0.00E+00	0.00E+00	0.00E+00	0.00E+00
RSF	[MJ]	0.00E+00	0.00E+00	0.00E+00	0.00E+00	0.00E+00	0.00E+00
NRSF	[MJ]	0.00E+00	0.00E+00	0.00E+00	0.00E+00	0.00E+00	0.00E+00
FW	[m <sup>3</sup> ]	2.01E-01	0.00E+00	5.77E-05	5.36E-02	0.00E+00	-3.01E-02

Caption: PERE = Use of renewable primary energy excluding renewable primary energy resources used as raw materials; PERM = Use of renewable primary energy resources used as raw materials; PERT = Total use of renewable primary energy resources; PENRE = Use of non-renewable primary energy excluding non-renewable primary energy resources used as raw materials; PENRM = Use of non-renewable primary energy resources used as raw materials; PENRT = Total use of non-renewable primary energy resources; SM = Use of secondary material; RSF = Use of renewable secondary fuels; NRSF = Use of non-renewable secondary fuels; FW = Use of net fresh water

#### RESULTS OF THE LCA – WASTE CATEGORIES AND OUTPUT FLOWS according to EN 15804+A2: 1 m<sup>2</sup> MAX Compact Interior high-pressure laminate (14.8 kg /m<sup>2</sup>, 10 mm)

Indicator	Unit	A1-A3	C1	C2	C3	C4	D
HWD	[kg]	2.96E-04	0.00E+00	2.25E-12	1.51E-10	0.00E+00	-6.78E-09
NHWD	[kg]	1.08E+00	0.00E+00	1.11E-04	1.09E+00	0.00E+00	-6.30E-02
RWD	[kg]	1.65E-02	0.00E+00	1.36E-06	3.31E-04	0.00E+00	-9.84E-03
CRU	[kg]	0.00E+00	0.00E+00	0.00E+00	0.00E+00	0.00E+00	0.00E+00
MFR	[kg]	0.00E+00	0.00E+00	0.00E+00	0.00E+00	0.00E+00	0.00E+00
MER	[kg]	1.62E+00	0.00E+00	0.00E+00	0.00E+00	0.00E+00	0.00E+00
EEE	[MJ]	0.00E+00	0.00E+00	0.00E+00	3.28E+01	0.00E+00	0.00E+00
EET	[MJ]	0.00E+00	0.00E+00	0.00E+00	5.91E+01	0.00E+00	0.00E+00

Caption: HWD = Hazardous waste disposed; NHWD = Non-hazardous waste disposed; RWD = Radioactive waste disposed; CRU = Components for re-use; MFR = Materials for recycling; MER = Materials for energy recovery; EEE = Exported electrical energy; EET = Exported thermal energy

#### RESULTS OF THE LCA – additional impact categories according to EN 15804+A2-optional:

**1 m<sup>2</sup> MAX Compact Interior high-pressure laminate (14.8 kg /m<sup>2</sup>, 10 mm)**

Indicator	Unit	A1-A3	C1	C2	C3	C4	D
PM	[Disease Incidence]	ND	ND	ND	ND	ND	ND
IRP	[kBq U235-Eq.]	ND	ND	ND	ND	ND	ND
ETP-fw	[CTUe]	ND	ND	ND	ND	ND	ND
HTP-c	[CTUh]	ND	ND	ND	ND	ND	ND
HTP-nc	[CTUh]	ND	ND	ND	ND	ND	ND
SQP	[-]	ND	ND	ND	ND	ND	ND
Caption	PM = Potential incidence of disease due to PM emissions; IR = Potential Human exposure efficiency relative to U235; ETP-fw = Potential comparative Toxic Unit for ecosystems; HTP-c = Potential comparative Toxic Unit for humans (cancerogenic); HTP-nc = Potential comparative Toxic Unit for humans (not cancerogenic); SQP = Potential soil quality index						

The additional and optional impact categories according to *EN 15804+A2* are not declared. as the uncertainty of these indicators is classified as high.

Disclaimer – for the indicators: “Abiotic depletion potential for fossil resources (ADPF)”. “Abiotic depletion potential for non fossil resources (ADPE)”. “water (user) deprivation potential”.  
The results of this environmental impact indicator shall be used with care as the uncertainties on these results are high or as there is limited experience with the indicator

**DESCRIPTION OF THE SYSTEM BOUNDARY (X = INCLUDED IN LCA; ND = MODULE OR INDICATOR NOT DECLARED; MNR = MODULE NOT RELEVANT)**

PRODUCT STAGE			CONSTRUCTION PROCESS STAGE		USE STAGE							END OF LIFE STAGE				BENEFITS AND LOADS BEYOND THE SYSTEM BOUNDARIES
Raw material supply	Transport	Manufacturing	Transport from the gate to the site	Assembly	Use	Maintenance	Repair	Replacement	Refurbishment	Operational energy use	Operational water use	De-construction demolition	Transport	Waste processing	Disposal	Reuse-Recovery-Recycling-potential
A1	A2	A3	A4	A5	B1	B2	B3	B4	B5	B6	B7	C1	C2	C3	C4	D
X	X	X	MND	MND	MND	MND	MNR	MNR	MNR	MND	MND	X	X	X	X	X

**RESULTS OF THE LCA - ENVIRONMENTAL IMPACT according to EN 15804+A2: 1 m<sup>2</sup> MAX Compact Interior high-pressure laminate (19.2 kg /m<sup>2</sup>, 13 mm)**

Core-indicator	Unit	A1-A3	C1	C2	C3	C4	D
GWP-total	[kg CO <sub>2</sub> -Eq.]	1.96E+01	0.00E+00	6.92E-02	3.09E+01	0.00E+00	-9.01E+00
GWP-fossil	[kg CO <sub>2</sub> -Eq.]	4.00E+01	0.00E+00	6.84E-02	1.03E+01	0.00E+00	-8.97E+00
GWP-biogenic	[kg CO <sub>2</sub> -Eq.]	-2.05E+01	0.00E+00	1.86E-04	2.06E+01	0.00E+00	-4.05E-02
GWP-luluc	[kg CO <sub>2</sub> -Eq.]	2.41E-02	0.00E+00	6.40E-04	2.55E-04	0.00E+00	-5.86E-04
ODP	[kg CFC11-Eq.]	1.59E-10	0.00E+00	9.00E-15	3.93E-12	0.00E+00	-7.06E-11
AP	[mol H <sup>+</sup> -Eq.]	5.84E-02	0.00E+00	1.39E-04	5.70E-03	0.00E+00	-1.12E-02
EP-freshwater	[kg P-Eq.]	4.70E-05	0.00E+00	2.53E-07	1.14E-06	0.00E+00	-1.46E-05
EP-marine	[kg N-Eq.]	1.93E-02	0.00E+00	5.73E-05	1.96E-03	0.00E+00	-3.28E-03
EP-terrestrial	[mol N-Eq.]	1.94E-01	0.00E+00	6.53E-04	2.59E-02	0.00E+00	-3.52E-02
POCP	[kg NMVOC-Eq.]	5.75E-02	0.00E+00	1.24E-04	5.26E-03	0.00E+00	-9.15E-03
ADPE	[kg Sb-Eq.]	1.14E-05	0.00E+00	4.58E-09	3.53E-08	0.00E+00	-6.45E-07
ADPF	[MJ]	9.24E+02	0.00E+00	9.42E-01	9.55E+00	0.00E+00	-1.66E+02
WDP	[m <sup>3</sup> world-Eq deprived]	2.24E+00	0.00E+00	8.36E-04	2.95E+00	0.00E+00	-8.56E-01

Caption: GWP = Global warming potential; ODP = Depletion potential of the stratospheric ozone layer; AP = Acidification potential of land and water; EP = Eutrophication potential; POCP = Formation potential of tropospheric ozone photochemical oxidants; ADPE = Abiotic depletion potential for non-fossil resources; ADPF = Abiotic depletion potential for fossil resources; WDP = Water (user) deprivation potential

**RESULTS OF THE LCA - INDICATORS TO DESCRIBE RESOURCE USE according to EN 15804+A2: 1 m<sup>2</sup> MAX Compact Interior high-pressure laminate (19.2 kg /m<sup>2</sup>, 13 mm)**

Indicator	Unit	A1-A3	C1	C2	C3	C4	D
PERE	[MJ]	6.23E+01	0.00E+00	6.86E-02	1.94E+02	0.00E+00	-4.82E+01
PERM	[MJ]	1.91E+02	0.00E+00	0.00E+00	-1.91E+02	0.00E+00	0.00E+00
PERT	[MJ]	2.54E+02	0.00E+00	6.86E-02	2.30E+00	0.00E+00	-4.82E+01
PENRE	[MJ]	7.85E+02	0.00E+00	9.46E-01	1.49E+02	0.00E+00	-1.66E+02
PENRM	[MJ]	1.39E+02	0.00E+00	0.00E+00	-1.39E+02	0.00E+00	0.00E+00
PENRT	[MJ]	9.24E+02	0.00E+00	9.46E-01	9.56E+00	0.00E+00	-1.66E+02
SM	[kg]	1.24E+01	0.00E+00	0.00E+00	0.00E+00	0.00E+00	0.00E+00
RSF	[MJ]	0.00E+00	0.00E+00	0.00E+00	0.00E+00	0.00E+00	0.00E+00
NRSF	[MJ]	0.00E+00	0.00E+00	0.00E+00	0.00E+00	0.00E+00	0.00E+00
FW	[m <sup>3</sup> ]	2.61E-01	0.00E+00	7.51E-05	6.97E-02	0.00E+00	-3.91E-02

Caption: PERE = Use of renewable primary energy excluding renewable primary energy resources used as raw materials; PERM = Use of renewable primary energy resources used as raw materials; PERT = Total use of renewable primary energy resources; PENRE = Use of non-renewable primary energy excluding non-renewable primary energy resources used as raw materials; PENRM = Use of non-renewable primary energy resources used as raw materials; PENRT = Total use of non-renewable primary energy resources; SM = Use of secondary material; RSF = Use of renewable secondary fuels; NRSF = Use of non-renewable secondary fuels; FW = Use of net fresh water

**RESULTS OF THE LCA – WASTE CATEGORIES AND OUTPUT FLOWS according to EN 15804+A2: 1 m<sup>2</sup> MAX Compact Interior high-pressure laminate (19.2 kg /m<sup>2</sup>, 13 mm)**

Indicator	Unit	A1-A3	C1	C2	C3	C4	D
HWD	[kg]	3.86E-04	0.00E+00	2.93E-12	1.97E-10	0.00E+00	-8.82E-09
NHWD	[kg]	1.16E+00	0.00E+00	1.44E-04	1.41E+00	0.00E+00	-8.19E-02
RWD	[kg]	2.14E-02	0.00E+00	1.77E-06	4.30E-04	0.00E+00	-1.28E-02
CRU	[kg]	0.00E+00	0.00E+00	0.00E+00	0.00E+00	0.00E+00	0.00E+00
MFR	[kg]	0.00E+00	0.00E+00	0.00E+00	0.00E+00	0.00E+00	0.00E+00
MER	[kg]	2.11E+00	0.00E+00	0.00E+00	0.00E+00	0.00E+00	0.00E+00
EEE	[MJ]	0.00E+00	0.00E+00	0.00E+00	4.26E+01	0.00E+00	0.00E+00
EET	[MJ]	0.00E+00	0.00E+00	0.00E+00	7.68E+01	0.00E+00	0.00E+00

Caption: HWD = Hazardous waste disposed; NHWD = Non-hazardous waste disposed; RWD = Radioactive waste disposed; CRU = Components for re-use; MFR = Materials for recycling; MER = Materials for energy recovery; EEE = Exported electrical energy; EET = Exported thermal energy

**RESULTS OF THE LCA – additional impact categories according to EN 15804+A2-optional: 1 m<sup>2</sup> MAX Compact Interior high-pressure laminate (19.2 kg /m<sup>2</sup>, 13 mm)**

Indicator	Unit	A1-A3	C1	C2	C3	C4	D
PM	[Disease Incidence]	ND	ND	ND	ND	ND	ND
IRP	[kBq U235-Eq.]	ND	ND	ND	ND	ND	ND
ETP-fw	[CTUe]	ND	ND	ND	ND	ND	ND
HTP-c	[CTUh]	ND	ND	ND	ND	ND	ND
HTP-nc	[CTUh]	ND	ND	ND	ND	ND	ND
SQP	[-]	ND	ND	ND	ND	ND	ND
Caption	PM = Potential incidence of disease due to PM emissions; IR = Potential Human exposure efficiency relative to U235; ETP-fw = Potential comparative Toxic Unit for ecosystems; HTP-c = Potential comparative Toxic Unit for humans (cancerogenic); HTP-nc = Potential comparative Toxic Unit for humans (not cancerogenic); SQP = Potential soil quality index						

The additional and optional impact categories according to *EN 15804+A2* are not declared. as the uncertainty of these indicators is classified as high.

Disclaimer – for the indicators: “Abiotic depletion potential for fossil resources (ADPF)”. “Abiotic depletion potential for non fossil resources (ADPE)”. “water (user) deprivation potential”.  
The results of this environmental impact indicator shall be used with care as the uncertainties on these results are high or as there is limited experience with the indicator



**DESCRIPTION OF THE SYSTEM BOUNDARY (X = INCLUDED IN LCA; ND = MODULE OR INDICATOR NOT DECLARED; MNR = MODULE NOT RELEVANT)**

PRODUCT STAGE			CONSTRUCTION PROCESS STAGE		USE STAGE								END OF LIFE STAGE				BENEFITS AND LOADS BEYOND THE SYSTEM BOUNDARIES
Raw material supply	Transport	Manufacturing	Transport from the gate to the site	Assembly	Use	Maintenance	Repair	Replacement	Refurbishment	Operational energy use	Operational water use	De-construction demolition	Transport	Waste processing	Disposal	Reuse-Recovery-Recycling-potential	
A1	A2	A3	A4	A5	B1	B2	B3	B4	B5	B6	B7	C1	C2	C3	C4	D	
X	X	X	MND	MND	MND	MND	MNR	MNR	MNR	MND	MND	X	X	X	X	X	

**RESULTS OF THE LCA - ENVIRONMENTAL IMPACT according to EN 15804+A2: 1 m<sup>2</sup> MAX Compact Interior high-pressure laminate (29.6 kg/m<sup>2</sup>, 20 mm)**

Core-Indicator	Unit	A1-A3	C1	C2	C3	C4	D
GWP-total	[kg CO <sub>2</sub> -Eq.]	2.94E+01	0.00E+00	1.06E-01	4.76E+01	0.00E+00	-1.39E+01
GWP-fossil	[kg CO <sub>2</sub> -Eq.]	6.10E+01	0.00E+00	1.05E-01	1.59E+01	0.00E+00	-1.38E+01
GWP-biogenic	[kg CO <sub>2</sub> -Eq.]	-3.16E+01	0.00E+00	2.86E-04	3.17E+01	0.00E+00	-6.23E-02
GWP-luluc	[kg CO <sub>2</sub> -Eq.]	3.70E-02	0.00E+00	9.85E-04	3.92E-04	0.00E+00	-9.00E-04
ODP	[kg CFC11-Eq.]	2.43E-10	0.00E+00	1.38E-14	6.04E-12	0.00E+00	-1.09E-10
AP	[mol H <sup>+</sup> -Eq.]	8.68E-02	0.00E+00	2.14E-04	8.77E-03	0.00E+00	-1.73E-02
EP-freshwater	[kg P-Eq.]	6.81E-05	0.00E+00	3.89E-07	1.76E-06	0.00E+00	-2.24E-05
EP-marine	[kg N-Eq.]	2.82E-02	0.00E+00	8.82E-05	3.02E-03	0.00E+00	-5.05E-03
EP-terrestrial	[mol N-Eq.]	2.90E-01	0.00E+00	1.00E-03	3.99E-02	0.00E+00	-5.41E-02
POCP	[kg NMVOC-Eq.]	8.63E-02	0.00E+00	1.91E-04	8.10E-03	0.00E+00	-1.41E-02
ADPE	[kg Sb-Eq.]	1.24E-05	0.00E+00	7.05E-09	5.43E-08	0.00E+00	-9.93E-07
ADPF	[MJ]	1.41E+03	0.00E+00	1.45E+00	1.47E+01	0.00E+00	-2.55E+02
WDP	[m <sup>3</sup> world-Eq deprived]	3.54E+00	0.00E+00	1.29E-03	4.54E+00	0.00E+00	-1.32E+00

Caption: GWP = Global warming potential; ODP = Depletion potential of the stratospheric ozone layer; AP = Acidification potential of land and water; EP = Eutrophication potential; POCP = Formation potential of tropospheric ozone photochemical oxidants; ADPE = Abiotic depletion potential for non-fossil resources; ADPF = Abiotic depletion potential for fossil resources; WDP = Water (user) deprivation potential

**RESULTS OF THE LCA - INDICATORS TO DESCRIBE RESOURCE USE according to EN 15804+A2: 1 m<sup>2</sup> MAX Compact Interior high-pressure laminate (29.6 kg/m<sup>2</sup>, 20 mm)**

Indicator	Unit	A1-A3	C1	C2	C3	C4	D
PERE	[MJ]	9.28E+01	0.00E+00	1.05E-01	2.98E+02	0.00E+00	-7.42E+01
PERM	[MJ]	2.95E+02	0.00E+00	0.00E+00	-2.95E+02	0.00E+00	0.00E+00
PERT	[MJ]	3.88E+02	0.00E+00	1.05E-01	3.54E+00	0.00E+00	-7.42E+01
PENRE	[MJ]	1.20E+03	0.00E+00	1.45E+00	2.29E+02	0.00E+00	-2.55E+02
PENRM	[MJ]	2.14E+02	0.00E+00	0.00E+00	-2.14E+02	0.00E+00	0.00E+00
PENRT	[MJ]	1.41E+03	0.00E+00	1.45E+00	1.47E+01	0.00E+00	-2.55E+02
SM	[kg]	1.91E+01	0.00E+00	0.00E+00	0.00E+00	0.00E+00	0.00E+00
RSF	[MJ]	0.00E+00	0.00E+00	0.00E+00	0.00E+00	0.00E+00	0.00E+00
NRSF	[MJ]	0.00E+00	0.00E+00	0.00E+00	0.00E+00	0.00E+00	0.00E+00
FW	[m <sup>3</sup> ]	4.01E-01	0.00E+00	1.16E-04	1.07E-01	0.00E+00	-6.01E-02

Caption: PERE = Use of renewable primary energy excluding renewable primary energy resources used as raw materials; PERM = Use of renewable primary energy resources used as raw materials; PERT = Total use of renewable primary energy resources; PENRE = Use of non-renewable primary energy excluding non-renewable primary energy resources used as raw materials; PENRM = Use of non-renewable primary energy resources used as raw materials; PENRT = Total use of non-renewable primary energy resources; SM = Use of secondary material; RSF = Use of renewable secondary fuels; NRSF = Use of non-renewable secondary fuels; FW = Use of net fresh water

**RESULTS OF THE LCA – WASTE CATEGORIES AND OUTPUT FLOWS according to EN 15804+A2: 1 m<sup>2</sup> MAX Compact Interior high-pressure laminate (29.6 kg/m<sup>2</sup>, 20 mm)**

Indicator	Unit	A1-A3	C1	C2	C3	C4	D
HWD	[kg]	5.98E-04	0.00E+00	4.50E-12	3.03E-10	0.00E+00	-1.36E-08
NHWD	[kg]	1.32E+00	0.00E+00	2.22E-04	2.17E+00	0.00E+00	-1.26E-01
RWD	[kg]	3.29E-02	0.00E+00	2.72E-06	6.61E-04	0.00E+00	-1.97E-02
CRU	[kg]	0.00E+00	0.00E+00	0.00E+00	0.00E+00	0.00E+00	0.00E+00
MFR	[kg]	0.00E+00	0.00E+00	0.00E+00	0.00E+00	0.00E+00	0.00E+00
MER	[kg]	3.25E+00	0.00E+00	0.00E+00	0.00E+00	0.00E+00	0.00E+00
EEE	[MJ]	0.00E+00	0.00E+00	0.00E+00	6.55E+01	0.00E+00	0.00E+00
EET	[MJ]	0.00E+00	0.00E+00	0.00E+00	1.18E+02	0.00E+00	0.00E+00

Caption: HWD = Hazardous waste disposed; NHWD = Non-hazardous waste disposed; RWD = Radioactive waste disposed; CRU = Components for re-use; MFR = Materials for recycling; MER = Materials for energy recovery; EEE = Exported electrical energy; EET = Exported thermal energy

**RESULTS OF THE LCA – additional impact categories according to EN 15804+A2-optional: 1 m<sup>2</sup> MAX Compact Interior high-pressure laminate (29.6 kg/m<sup>2</sup>, 20 mm)**

Indicator	Unit	A1-A3	C1	C2	C3	C4	D
PM	[Disease Incidence]	ND	ND	ND	ND	ND	ND
IRP	[kBq U235-Eq.]	ND	ND	ND	ND	ND	ND
ETP-fw	[CTUe]	ND	ND	ND	ND	ND	ND
HTP-c	[CTUh]	ND	ND	ND	ND	ND	ND
HTP-nc	[CTUh]	ND	ND	ND	ND	ND	ND
SQP	[-]	ND	ND	ND	ND	ND	ND
Caption	PM = Potential incidence of disease due to PM emissions; IR = Potential Human exposure efficiency relative to U235; ETP-fw = Potential comparative Toxic Unit for ecosystems; HTP-c = Potential comparative Toxic Unit for humans (cancerogenic); HTP-nc = Potential comparative Toxic Unit for humans (not cancerogenic); SQP = Potential soil quality index						

The additional and optional impact categories according to *EN 15804+A2* are not declared. as the uncertainty of these indicators is classified as high.

Disclaimer – for the indicators: “Abiotic depletion potential for fossil resources (ADPF)”. “Abiotic depletion potential for non fossil resources (ADPE)”. “water (user) deprivation potential”.  
The results of this environmental impact indicator shall be used with care as the uncertainties on these results are high or as there is limited experience with the indicator